

PROVISIONAL EU+EFTA¹ COUNTRIES NEW REGISTRATION FIGURES BY MARKET NEW LIGHT COMMERCIAL VEHICLES up to 3.5t²

23/06/16

	May '16	May '15	% Change	Jan-May '16	Jan-May '15	% Change
AUSTRIA	2.820	2.596	8,6%	14.848	13.056	13,7%
BELGIUM	6.004	5.365	11,9%	30.627	28.532	7,3%
BULGARIA	321	311	3,2%	1.847	1.747	5,7%
CROATIA	819	689	18,9%	3.234	2.772	16,7%
CYPRUS	159	144	10,4%	660	482	36,9%
CZECH REPUBLIC	1.757	1.212	45,0%	7.475	6.690	11,7%
DENMARK	3.230	2.626	23,0%	15.303	12.895	18,7%
ESTONIA	421	284	48,2%	1.729	1.570	10,1%
FINLAND	1.071	928	15,4%	5.489	4.834	13,5%
FRANCE	34.134	26.703	27,8%	169.810	150.740	12,7%
GERMANY	20.510	17.782	15,3%	100.575	91.060	10,4%
GREECE	568	417	36,2%	2.214	2.897	-23,6%
HUNGARY	1.722	1.218	41,4%	8.263	6.721	22,9%
IRELAND	1.833	1.705	7,5%	17.553	13.858	26,7%
ITALY	14.800	10.967	35,0%	68.628	52.175	31,5%
LATVIA	173	230	-24,8%	867	980	-11,5%
LITHUANIA	238	175	36,0%	1.202	908	32,4%
LUXEMBOURG	364	276	31,9%	1.852	1.496	23,8%
NETHERLANDS	5.664	4.805	17,9%	32.976	26.298	25,4%
POLAND	4.950	4.215	17,4%	24.209	20.129	20,3%
PORTUGAL	2.699	2.408	12,1%	13.360	11.490	16,3%
ROMANIA	1.106	877	26,1%	5.526	3.998	38,2%
SLOVAKIA	735	546	34,6%	3.130	2.644	18,4%
SLOVENIA	776	575	35,0%	4.130	2.904	42,2%
SPAIN	15.680	13.146	19,3%	69.808	61.785	13,0%
SWEDEN	4.363	3.895	12,0%	20.792	18.351	13,3%
UNITED KINGDOM	28.480	27.960	1,9%	155.266	150.662	3,1%
EUROPEAN UNION	155.397	132.055	17,7%	781.373	691.674	13,0%
EU15 ³	142.220	121.579	17,0%	719.101	640.129	12,3%
EU12 ⁴	13.177	10.476	25,8%	62.272	51.545	20,8%
ICELAND	229	146	56,8%	871	563	54,7%
NORWAY	2.595	2.684	-3,3%	12.869	13.177	-2,3%
SWITZERLAND	2.429	2.617	-7,2%	12.822	12.898	-0,6%
EFTA	5.253	5.447	-3,6%	26.562	26.638	-0,3%
EU+EFTA	160.650	137.502	16,8%	807.935	718.312	12,5%
WESTERN EUROPE (EU15+EFTA)	147.473	127.026	16,1%	745.663	666.767	11,8%

SOURCE: NATIONAL AUTOMOBILE MANUFACTURERS' ASSOCIATIONS

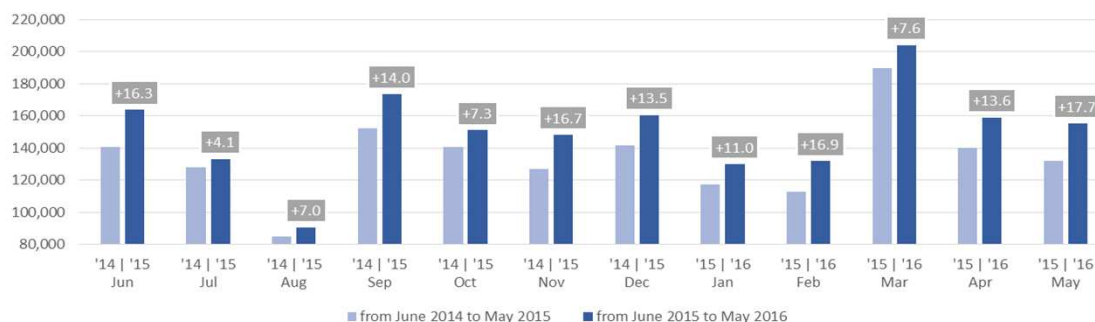
¹ Data for Malta unavailable

³ Member States before the 2004 enlargement

² Including Light Buses & Coaches

⁴ Member States having joined the EU since 2004 (data for Malta unavailable)

New light commercial vehicle registrations in the EU - 12 month trend



PROVISIONAL

EU+EFTA¹ COUNTRIES NEW REGISTRATION FIGURES BY MARKET

NEW HEAVY COMMERCIAL VEHICLES of 16t and over²

23/06/16

	May '16	May '15	% Change	Jan-May '16	Jan-May '15	% Change
AUSTRIA	645	525	22,9%	3.333	3.036	9,8%
BELGIUM	612	569	7,6%	3.693	2.954	25,0%
BULGARIA	n/a	n/a	n/a	n/a	n/a	n/a
CROATIA	111	106	4,7%	510	349	46,1%
CYPRUS	3	2	50,0%	14	11	27,3%
CZECH REPUBLIC ³	756	696	8,6%	3.954	3.448	14,7%
DENMARK	367	336	9,2%	1.874	1.771	5,8%
ESTONIA	71	50	42,0%	408	322	26,7%
FINLAND	255	196	30,1%	1.106	843	31,2%
FRANCE	3.253	2.676	21,6%	17.259	14.618	18,1%
GERMANY	5.104	5.111	-0,1%	27.875	25.416	9,7%
GREECE	19	18	5,6%	114	90	26,7%
HUNGARY	375	264	42,0%	1.938	1.991	-2,7%
IRELAND ⁴	165	150	10,0%	1.187	807	47,1%
ITALY ⁵	1.501	1.013	48,2%	6.476	4.898	32,2%
LATVIA	139	116	19,8%	581	544	6,8%
LITHUANIA ⁴	344	314	9,6%	2.500	1.309	91,0%
LUXEMBOURG ⁴	83	69	20,3%	538	418	28,7%
NETHERLANDS	1.000	988	1,2%	6.952	5.785	20,2%
POLAND	1.976	1.680	17,6%	9.985	7.393	35,1%
PORTUGAL	295	241	22,4%	1.495	1.140	31,1%
ROMANIA	696	544	27,9%	3.164	2.102	50,5%
SLOVAKIA	355	299	18,7%	1.792	1.724	3,9%
SLOVENIA ⁴	153	149	2,7%	916	720	27,2%
SPAIN	1.486	1.479	0,5%	7.837	6.577	19,2%
SWEDEN	491	426	15,3%	2.357	1.949	20,9%
UNITED KINGDOM ⁴	2.797	2.616	6,9%	13.952	12.675	10,1%
EUROPEAN UNION	23.052	20.633	11,7%	121.810	102.890	18,4%
EU15	18.073	16.413	10,1%	96.048	82.977	15,8%
EU12	4.979	4.220	18,0%	25.762	19.913	29,4%
ICELAND	17	9	88,9%	74	41	80,5%
NORWAY ⁴	432	356	21,3%	1.815	1.655	9,7%
SWITZERLAND ³	303	267	13,5%	1.408	1.317	6,9%
EFTA	752	632	19,0%	3.297	3.013	9,4%
EU+EFTA	23.804	21.265	11,9%	125.107	105.903	18,1%
WESTERN EUROPE (EU15+EFTA)	18.825	17.045	10,4%	99.345	85.990	15,5%

SOURCE: NATIONAL AUTOMOBILE MANUFACTURERS' ASSOCIATIONS

¹ Data for Malta unavailable

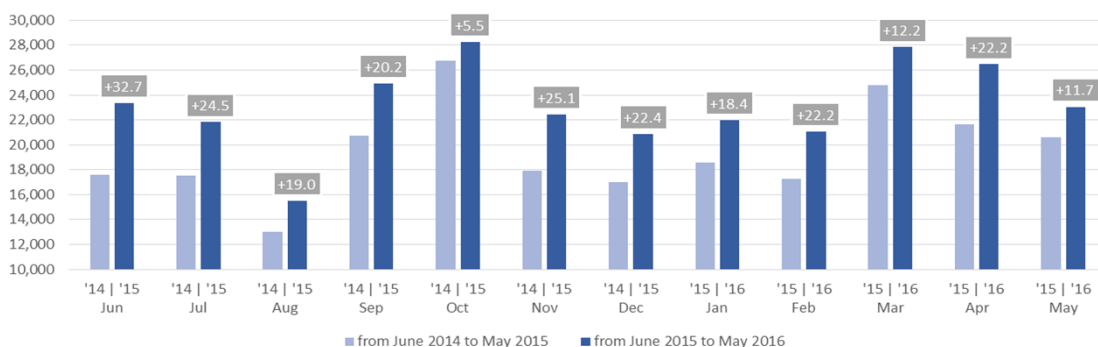
⁴ AAA estimates

² Excluding Heavy Buses & Coaches

⁵ ANFIA estimates based on vehicle registration certificates issued by the Italian Ministry of Transport

³ Heavy Commercial Vehicles of 18t and over

New heavy commercial vehicle registrations in the EU - 12 month trend



PROVISIONAL EU+EFTA¹ COUNTRIES NEW REGISTRATION FIGURES BY MARKET NEW MEDIUM & HEAVY COMMERCIAL VEHICLES over 3.5t²

23/06/16

	May '16	May '15	% Change	Jan-May '16	Jan-May '15	% Change
AUSTRIA	680	571	19,1%	3.542	3.258	8,7%
BELGIUM	737	700	5,3%	4.392	3.637	20,8%
BULGARIA	n/a	n/a	n/a	n/a	n/a	n/a
CROATIA	148	150	-1,3%	615	469	31,1%
CYPRUS	4	4	0,0%	18	22	-18,2%
CZECH REPUBLIC	917	813	12,8%	4.768	4.125	15,6%
DENMARK	418	355	17,7%	2.113	1.949	8,4%
ESTONIA	71	54	31,5%	425	346	22,8%
FINLAND	334	246	35,8%	1.400	1.085	29,0%
FRANCE	3.820	3.166	20,7%	20.133	17.158	17,3%
GERMANY	7.197	7.219	-0,3%	38.694	35.370	9,4%
GREECE	31	24	29,2%	174	147	18,4%
HUNGARY	432	301	43,5%	2.132	2.147	-0,7%
IRELAND	255	201	26,9%	1.448	946	53,1%
ITALY ³	1.931	1.329	45,3%	8.185	6.267	30,6%
LATVIA	148	125	18,4%	604	579	4,3%
LITHUANIA ⁴	346	320	8,1%	2.530	1.332	89,9%
LUXEMBOURG	89	74	20,3%	566	438	29,2%
NETHERLANDS	1.167	1.107	5,4%	7.679	6.397	20,0%
POLAND	2.105	1.839	14,5%	10.741	8.175	31,4%
PORTUGAL	370	284	30,3%	1.797	1.374	30,8%
ROMANIA	733	570	28,6%	3.326	2.202	51,0%
SLOVAKIA	399	317	25,9%	2.022	1.839	10,0%
SLOVENIA ⁴	165	163	1,2%	981	792	23,9%
SPAIN	1.833	1.783	2,8%	9.548	7.819	22,1%
SWEDEN	545	490	11,2%	2.601	2.203	18,1%
UNITED KINGDOM ⁴	3.787	3.567	6,2%	18.908	16.863	12,1%
EUROPEAN UNION	28.662	25.772	11,2%	149.342	126.939	17,6%
EU15	23.194	21.116	9,8%	121.180	104.911	15,5%
EU12	5.468	4.656	17,4%	28.162	22.028	27,8%
ICELAND	28	22	27,3%	130	81	60,5%
NORWAY	603	511	18,0%	2.445	2.194	11,4%
SWITZERLAND	371	313	18,5%	1.750	1.625	7,7%
EFTA	1.002	846	18,4%	4.325	3.900	10,9%
EU+EFTA	29.664	26.618	11,4%	153.667	130.839	17,4%
WESTERN EUROPE (EU15+EFTA)	24.196	21.962	10,2%	125.505	108.811	15,3%

SOURCE: NATIONAL AUTOMOBILE MANUFACTURERS' ASSOCIATIONS

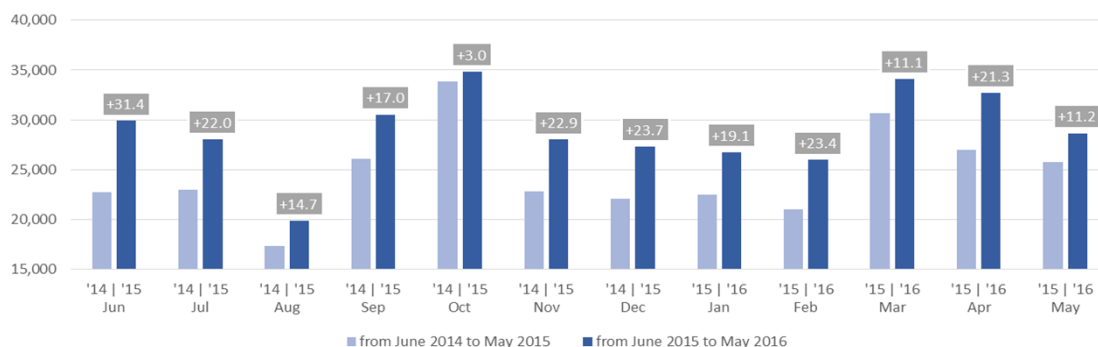
¹ Data for Malta unavailable

³ ANFIA estimates based on vehicle registration certificates issued by the Italian Ministry of Transport

² Excluding total Buses & Coaches over 3.5t

⁴ AAA estimates

New medium and heavy commercial vehicle registrations in the EU - 12 month trend



PROVISIONAL

EU+EFTA¹ COUNTRIES NEW REGISTRATION FIGURES BY MARKET NEW MEDIUM & HEAVY BUSES & COACHES over 3.5t

23/06/16

	May '16	May '15	% Change	Jan-May '16	Jan-May '15	% Change
AUSTRIA	103	65	58,5%	557	406	37,2%
BELGIUM	77	79	-2,5%	377	489	-22,9%
BULGARIA	n/a	n/a	n/a	n/a	n/a	n/a
CROATIA	31	9	244,4%	108	69	56,5%
CYPRUS	n/a	n/a	n/a	n/a	n/a	n/a
CZECH REPUBLIC	67	93	-28,0%	380	459	-17,2%
DENMARK	38	32	18,8%	169	121	39,7%
ESTONIA	4	33	-87,9%	115	119	-3,4%
FINLAND	8	25	-68,0%	127	152	-16,4%
FRANCE	459	334	37,4%	2.531	2.272	11,4%
GERMANY	476	427	11,5%	2.546	2.257	12,8%
GREECE	26	24	8,3%	79	62	27,4%
HUNGARY	22	47	-53,2%	191	165	15,8%
IRELAND	52	21	147,6%	238	157	51,6%
ITALY ²	217	178	21,9%	1.091	1.187	-8,1%
LATVIA	6	31	-80,6%	43	136	-68,4%
LITHUANIA ³	12	20	-40,0%	74	78	-5,1%
LUXEMBOURG	15	25	-40,0%	101	144	-29,9%
NETHERLANDS	26	17	52,9%	245	179	36,9%
POLAND	120	166	-27,7%	784	713	10,0%
PORTUGAL	16	24	-33,3%	240	157	52,9%
ROMANIA	147	223	-34,1%	488	500	-2,4%
SLOVAKIA	49	37	32,4%	161	139	15,8%
SLOVENIA ³	16	9	77,8%	92	66	39,4%
SPAIN	252	221	14,0%	1.226	1.160	5,7%
SWEDEN	146	152	-3,9%	366	414	-11,6%
UNITED KINGDOM ³	690	705	-2,1%	3.084	3.315	-7,0%
EUROPEAN UNION	3.075	2.997	2,6%	15.413	14.916	3,3%
EU15	2.601	2.329	11,7%	12.977	12.472	4,0%
EU12	474	668	-29,0%	2.436	2.444	-0,3%
ICELAND	40	23	73,9%	89	53	67,9%
NORWAY	113	100	13,0%	328	296	10,8%
SWITZERLAND	61	42	45,2%	202	225	-10,2%
EFTA	214	165	29,7%	619	574	7,8%
EU+EFTA	3.289	3.162	4,0%	16.032	15.490	3,5%
WESTERN EUROPE (EU15+EFTA)	2.815	2.494	12,9%	13.596	13.046	4,2%

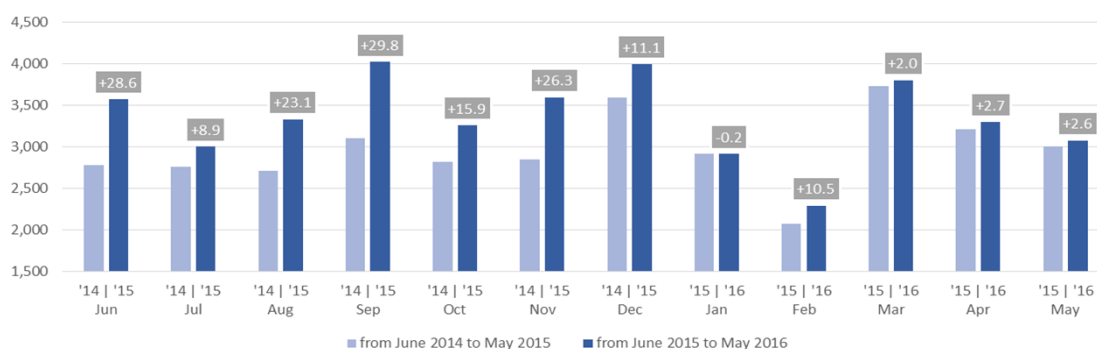
SOURCE: NATIONAL AUTOMOBILE MANUFACTURERS' ASSOCIATIONS

¹ Data for Malta unavailable

² ANFIA estimates based on vehicle registration certificates issued by the Italian Ministry of Transport

³ AAA estimates

New medium and heavy buses & coaches registrations in the EU - 12 month trend



PROVISIONAL EU+EFTA¹ COUNTRIES NEW REGISTRATION FIGURES BY MARKET TOTAL NEW COMMERCIAL VEHICLES²

23/06/16

	May '16	May '15	% Change	Jan-May '16	Jan-May '15	% Change
AUSTRIA	3.603	3.232	11,5%	18.947	16.720	13,3%
BELGIUM	6.818	6.144	11,0%	35.396	32.658	8,4%
BULGARIA ³	321	311	3,2%	1.847	1.747	5,7%
CROATIA	998	848	17,7%	3.957	3.310	19,5%
CYPRUS ⁴	163	148	10,1%	678	504	34,5%
CZECH REPUBLIC	2.741	2.118	29,4%	12.623	11.274	12,0%
DENMARK	3.686	3.013	22,3%	17.585	14.965	17,5%
ESTONIA	496	371	33,7%	2.269	2.035	11,5%
FINLAND	1.413	1.199	17,8%	7.016	6.071	15,6%
FRANCE	38.413	30.203	27,2%	192.474	170.170	13,1%
GERMANY	28.183	25.428	10,8%	141.815	128.687	10,2%
GREECE	625	465	34,4%	2.467	3.106	-20,6%
HUNGARY	2.176	1.566	39,0%	10.586	9.033	17,2%
IRELAND	2.140	1.927	11,1%	19.239	14.961	28,6%
ITALY ⁵	16.948	12.474	35,9%	77.904	59.629	30,6%
LATVIA	327	386	-15,3%	1.514	1.695	-10,7%
LITHUANIA	596	515	15,7%	3.806	2.318	64,2%
LUXEMBOURG	468	375	24,8%	2.519	2.078	21,2%
NETHERLANDS	6.857	5.929	15,7%	40.900	32.874	24,4%
POLAND	7.175	6.220	15,4%	35.734	29.017	23,1%
PORTUGAL	3.085	2.716	13,6%	15.397	13.021	18,2%
ROMANIA	1.986	1.670	18,9%	9.340	6.700	39,4%
SLOVAKIA	1.183	900	31,4%	5.313	4.622	15,0%
SLOVENIA	957	747	28,1%	5.203	3.762	38,3%
SPAIN	17.765	15.150	17,3%	80.582	70.764	13,9%
SWEDEN	5.054	4.537	11,4%	23.759	20.968	13,3%
UNITED KINGDOM	32.957	32.232	2,2%	177.258	170.840	3,8%
EUROPEAN UNION	187.134	160.824	16,4%	946.128	833.529	13,5%
EU15	168.015	145.024	15,9%	853.258	757.512	12,6%
EU12	19.119	15.800	21,0%	92.870	76.017	22,2%
ICELAND	297	191	55,5%	1.090	697	56,4%
NORWAY	3.311	3.295	0,5%	15.642	15.667	-0,2%
SWITZERLAND	2.861	2.972	-3,7%	14.774	14.748	0,2%
EFTA	6.469	6.458	0,2%	31.506	31.112	1,3%
EU+EFTA	193.603	167.282	15,7%	977.634	864.641	13,1%
WESTERN EUROPE (EU15+EFTA)	174.484	151.482	15,2%	884.764	788.624	12,2%

SOURCE: NATIONAL AUTOMOBILE MANUFACTURERS' ASSOCIATIONS

¹ Data for Malta unavailable

⁴ Data for Buses & Coaches unavailable

² Total Light, Medium & Heavy Commercial Vehicles and Buses & Coaches

⁵ ANFIA estimates based on vehicle registration certificates issued by the Italian Ministry of Transp.

³ Data for Medium & Heavy Commercial Vehicles and Buses & Coaches unavailable

Total new commercial vehicle registrations in the EU - 12 month trend

