



ACEA

Association des
Constructeurs
Européens
d'Automobiles

Av. des Nerviens 85
B-1040 Bruxelles

Tel (32 2) 732 55 50
Fax (32 2) 738 73 10
(32 2) 738 73 11

Press Release

PROVISIONAL EU' COUNTRIES REGISTRATION FIGURES BY MARKET NEW LIGHT COMMERCIAL VEHICLES up to 3.5t²

29/10/13

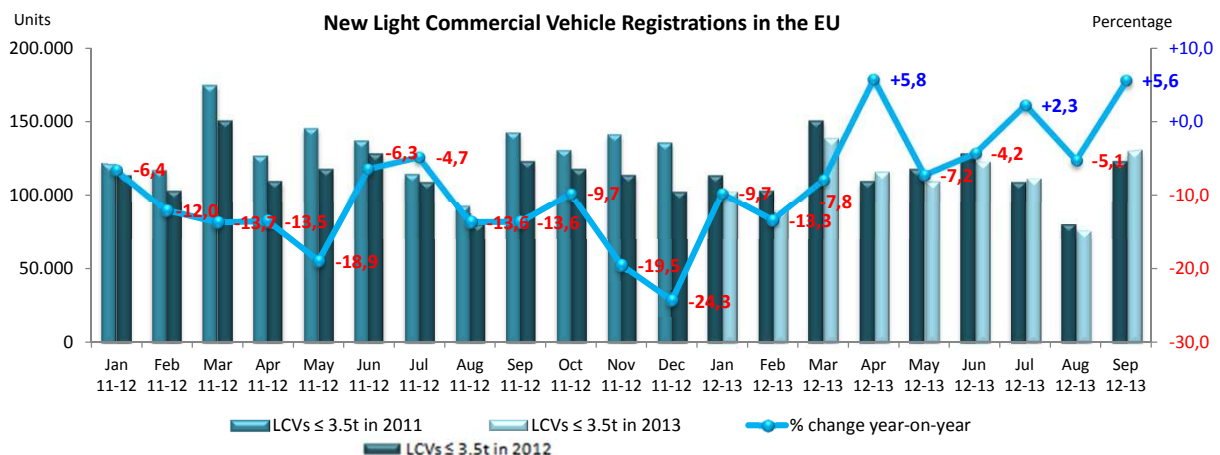
	September '13	September '12	% Change	Jan-Sep '13	Jan-Sep '12	% Change
AUSTRIA	2.431	2.321	4,7%	23.035	24.353	-5,4%
BELGIUM	3.616	3.820	-5,3%	41.989	42.706	-1,7%
BULGARIA ⁴	289	357	-19,0%	2.532	2.126	19,1%
CYPRUS	100	93	7,5%	697	1.000	-30,3%
CZECH REPUBLIC	1.120	985	13,7%	8.239	8.286	-0,6%
DENMARK	2.037	1.749	16,5%	17.265	17.386	-0,7%
ESTONIA	194	165	17,6%	2.044	1.525	34,0%
FINLAND	977	825	18,4%	7.931	9.067	-12,5%
FRANCE	29.009	29.933	-3,1%	265.029	284.812	-6,9%
GERMANY	17.289	16.582	4,3%	151.539	161.826	-6,4%
GREECE	266	224	18,8%	2.607	2.595	0,5%
HUNGARY	912	834	9,4%	7.463	8.071	-7,5%
IRELAND	821	674	21,8%	9.867	9.922	-0,6%
ITALY ³	8.200	8.321	-1,5%	71.644	85.616	-16,3%
LATVIA	192	161	19,3%	1.478	1.660	-11,0%
LITHUANIA	130	69	88,4%	1.222	1.082	12,9%
LUXEMBURG	266	196	35,7%	2.320	2.526	-8,2%
NETHERLANDS	3.696	3.828	-3,4%	39.572	45.379	-12,8%
POLAND	3.336	2.581	29,3%	29.280	28.589	2,4%
PORTUGAL	1.285	1.119	14,8%	10.962	10.852	1,0%
ROMANIA	651	713	-8,7%	6.003	7.419	-19,1%
SLOVAKIA	428	483	-11,4%	3.713	3.716	-0,1%
SLOVENIA	560	483	15,9%	4.932	4.736	4,1%
SPAIN	6.451	4.998	29,1%	61.127	58.763	4,0%
SWEDEN	3.467	3.236	7,1%	26.985	28.911	-6,7%
UNITED KINGDOM	43.066	39.060	10,3%	205.004	187.067	9,6%
EUROPEAN UNION¹	130.789	123.810	5,6%	1.004.479	1.039.991	-3,4%
EU 15	122.877	116.886	5,1%	936.876	971.781	-3,6%
EU 10	7.912	6.924	14,3%	67.603	68.210	-0,9%
ICELAND	61	36	69,4%	455	313	45,4%
NORWAY	2.300	2.562	-10,2%	22.742	23.674	-3,9%
SWITZERLAND	2.263	2.209	2,4%	21.923	23.273	-5,8%
EFTA	4.624	4.807	-3,8%	45.120	47.260	-4,5%
EU27 + EFTA	135.413	128.617	5,3%	1.049.599	1.087.251	-3,5%
EU15 + EFTA	127.501	121.693	4,8%	981.996	1.019.041	-3,6%

(¹) EU27; data for Malta currently not available.

(²) ANFIA estimate

(*) including Buses & Coaches

(⁴) estimate





ACEA

Association des
Constructeurs
Européens
d'Automobiles

Av. des Nerviens 85
B-1040 Bruxelles

Tel (32 2) 732 55 50
Fax (32 2) 738 73 10
(32 2) 738 73 11

Press Release

PROVISIONAL

EU¹ + EFTA COUNTRIES REGISTRATION FIGURES BY MARKET NEW HEAVY COMMERCIAL VEHICLES of 16t and over²

29/10/13

	September '13	September '12	% Change	Jan-Sep '13	Jan-Sep '12	% Change
AUSTRIA	575	463	24,2%	4.693	4.784	-1,9%
BELGIUM	532	689	-22,8%	4.374	5.565	-21,4%
BULGARIA	n.a.	n.a.	n.a.	n.a.	n.a.	n.a.
CYPRUS	0	1	-100,0%	24	50	-52,0%
CZECH REPUBLIC ³	649	681	-4,7%	4.400	4.078	7,9%
DENMARK	335	230	45,7%	2.263	2.662	-15,0%
ESTONIA	58	60	-3,3%	550	408	34,8%
FINLAND	140	185	-24,3%	1.701	1.856	-8,4%
FRANCE	2.993	2.798	7,0%	25.892	28.268	-8,4%
GERMANY	4.592	4.428	3,7%	38.780	42.585	-8,9%
GREECE	6	9	-33,3%	111	88	26,1%
HUNGARY	290	360	-19,4%	2.686	2.912	-7,8%
IRELAND	120	79	51,9%	1.013	837	21,0%
ITALY ⁴	529	697	-24,1%	6.676	7.776	-14,1%
LATVIA	119	144	-17,4%	882	1.066	-17,3%
LITHUANIA ⁵	382	381	0,3%	2.200	2.172	1,3%
LUXEMBURG ⁵	71	77	-7,8%	593	701	-15,4%
NETHERLANDS	851	985	-13,6%	7.119	7.870	-9,5%
POLAND	1.492	1.318	13,2%	10.648	10.451	1,9%
PORTUGAL	137	176	-22,2%	1.059	1.082	-2,1%
ROMANIA	389	159	144,7%	2.002	2.012	-0,5%
SLOVAKIA	321	280	14,6%	2.172	2.285	-4,9%
SLOVENIA ⁵	65	103	-36,9%	670	730	-8,2%
SPAIN	910	820	11,0%	6.225	7.084	-12,1%
SWEDEN	381	397	-4,0%	2.915	3.507	-16,9%
UNITED KINGDOM	4.177	2.980	40,2%	22.169	20.887	6,1%
EUROPEAN UNION¹	20.114	18.500	8,7%	151.817	161.716	-6,1%
EUROPEAN UNION (EU15)	16.349	15.013	8,9%	125.583	135.552	-7,4%
EU (New Members)	3.765	3.487	8,0%	26.234	26.164	0,3%
ICELAND	4	4	0,0%	37	46	-19,6%
NORWAY ⁵	314	371	-15,4%	2.775	2.946	-5,8%
SWITZERLAND ³	230	202	13,9%	2.157	2.322	-7,1%
EFTA	548	577	-5,0%	4.969	5.314	-6,5%
TOTAL EUROPE (EU+EFTA)	20.662	19.077	8,3%	156.786	167.030	-6,1%
EU15+EFTA	16.897	15.590	8,4%	130.552	140.866	-7,3%

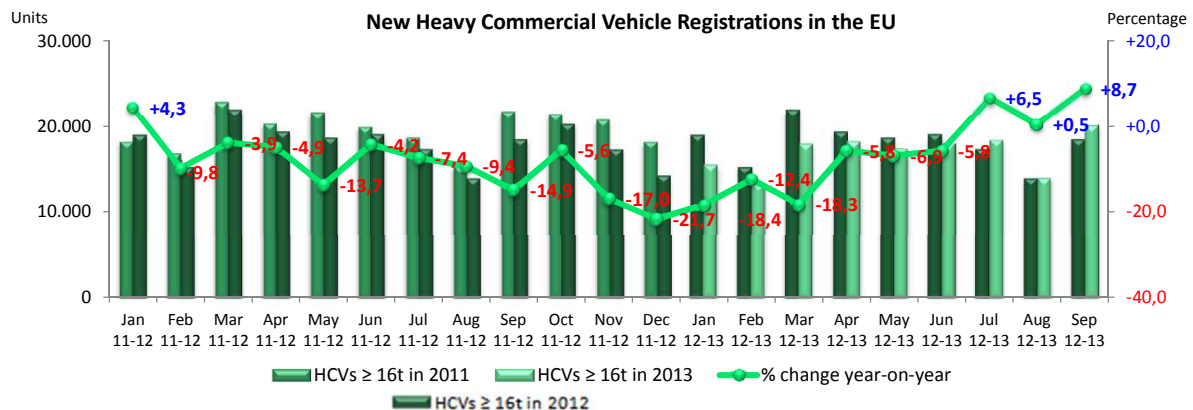
(¹) EU27; data for Malta and Bulgaria currently not available.

(²) Excluding Buses and Coaches

(³) CV ≥ 18t

(⁴) ANFIA estimate, based on data of the Italian Ministry of Transport

(⁵) estimates





ACEA

Association des
Constructeurs
Européens
d'Automobiles

Av. des Nerviens 85
B-1040 Bruxelles

Tel (32 2) 732 55 50
Fax (32 2) 738 73 10
(32 2) 738 73 11

Press Release

PROVISIONAL

EU¹ + EFTA COUNTRIES REGISTRATION FIGURES BY MARKET NEW MEDIUM & HEAVY COMMERCIAL VEHICLES over 3.5t²

29/10/13

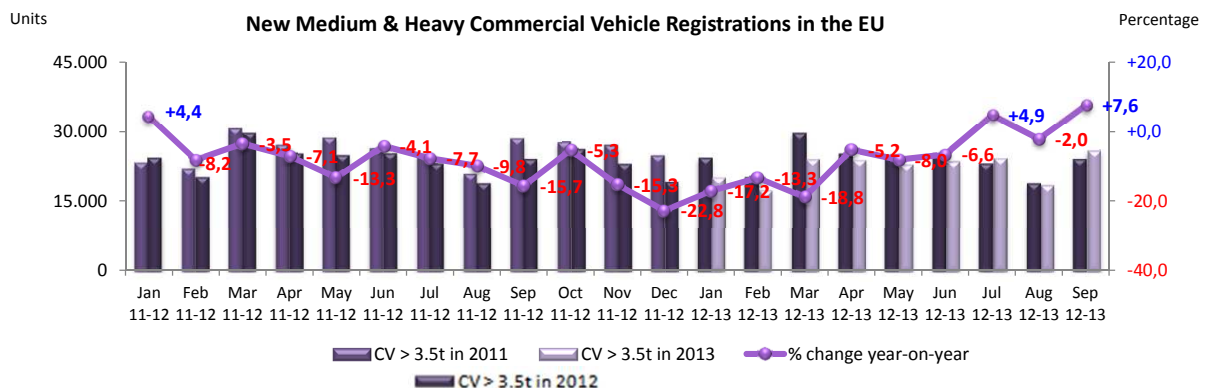
	September '13	September '12	% Change	Jan-Sep '13	Jan-Sep '12	% Change
AUSTRIA	642	499	28,7%	5.118	5.200	-1,6%
BELGIUM	647	829	-22,0%	5.487	6.928	-20,8%
BULGARIA	n.a.	n.a.	n.a.	n.a.	n.a.	n.a.
CYPRUS	0	1	-100,0%	53	68	-22,1%
CZECH REPUBLIC	794	830	-4,3%	5.571	5.257	6,0%
DENMARK	369	248	48,8%	2.547	2.932	-13,1%
ESTONIA	67	66	1,5%	602	467	28,9%
FINLAND	204	243	-16,0%	2.281	2.476	-7,9%
FRANCE	3.417	3.193	7,0%	31.380	34.659	-9,5%
GERMANY	7.391	7.214	2,5%	61.406	67.204	-8,6%
GREECE	20	19	5,3%	206	154	33,8%
HUNGARY	315	386	-18,4%	2.996	3.208	-6,6%
IRELAND	133	87	52,9%	1.221	1.012	20,7%
ITALY ⁴	682	940	-27,4%	8.970	10.852	-17,3%
LATVIA	124	151	-17,9%	939	1.110	-15,4%
LITHUANIA ³	400	382	4,7%	2.353	2.233	5,4%
LUXEMBURG	77	82	-6,1%	667	776	-14,0%
NETHERLANDS	941	1.100	-14,5%	8.268	8.970	-7,8%
POLAND	1.735	1.493	16,2%	12.468	12.094	3,1%
PORTUGAL	167	195	-14,4%	1.300	1.319	-1,4%
ROMANIA	411	176	133,5%	2.173	2.187	-0,6%
SLOVAKIA	366	319	14,7%	2.482	2.675	-7,2%
SLOVENIA ³	72	115	-37,4%	754	856	-11,9%
SPAIN	1.034	922	12,1%	7.852	8.892	-11,7%
SWEDEN	417	455	-8,4%	3.276	3.995	-18,0%
UNITED KINGDOM	5.633	4.269	32,0%	31.869	31.411	1,5%
EUROPEAN UNION¹	26.058	24.214	7,6%	202.239	216.935	-6,8%
EUROPEAN UNION (EU15)	21.774	20.295	7,3%	171.848	186.780	-8,0%
EU (New Members)	4.284	3.919	9,3%	30.391	30.155	0,8%
ICELAND	6	9	-33,3%	64	60	6,7%
NORWAY	395	501	-21,2%	4.250	4.453	-4,6%
SWITZERLAND	299	282	6,0%	2.730	3.075	-11,2%
EFTA	700	792	-11,6%	7.044	7.588	-7,2%
TOTAL EUROPE (EU+EFTA)	26.758	25.006	7,0%	209.283	224.523	-6,8%
EU15+EFTA	22.474	21.087	6,6%	178.892	194.368	-8,0%

(¹) EU27; data for Malta and Bulgaria currently not available.

(²) Excluding Buses and Coaches

(³) estimates

(⁴) ANFIA estimate, based on data of the Italian Ministry of Transport





ACEA

Association des
Constructeurs
Européens
d'Automobiles

Av. des Nerviens 85
B-1040 Bruxelles

Tel (32 2) 732 55 50
Fax (32 2) 738 73 10
(32 2) 738 73 11

Press Release

PROVISIONAL

EU¹ + EFTA COUNTRIES REGISTRATION FIGURES BY MARKET NEW MEDIUM & HEAVY BUSES & COACHES over 3.5t

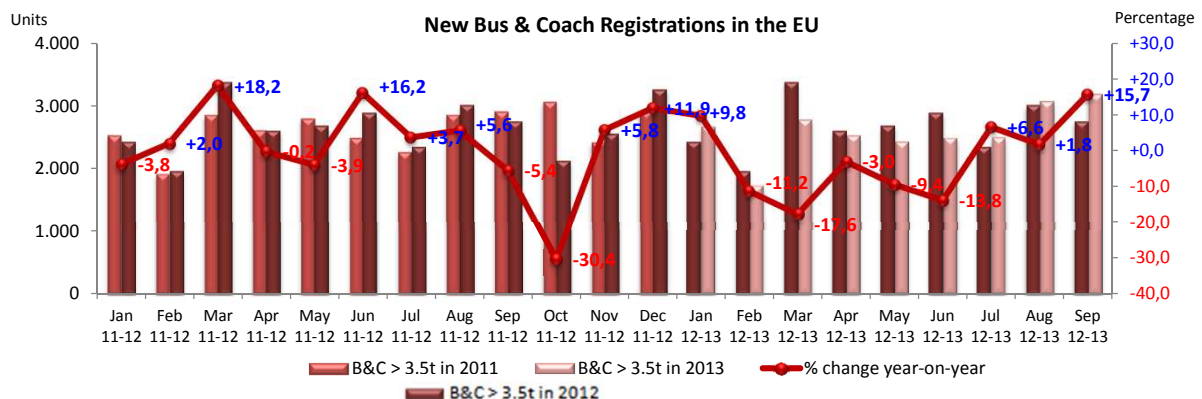
29/10/13

	September '13	September '12	% Change	Jan-Sep '13	Jan-Sep '12	% Change
AUSTRIA	60	68	-11,8%	454	545	-16,7%
BELGIUM	73	46	58,7%	603	608	-0,8%
BULGARIA	n.a.	n.a.	n.a.	n.a.	n.a.	n.a.
CYPRUS	n.a.	n.a.	n.a.	n.a.	n.a.	n.a.
CZECH REPUBLIC	101	66	53,0%	585	538	8,7%
DENMARK	39	52	-25,0%	295	368	-19,8%
ESTONIA	1	2	-50,0%	65	113	-42,5%
FINLAND	23	23	0,0%	268	393	-31,8%
FRANCE	642	565	13,6%	5.116	4.709	8,6%
GERMANY	474	342	38,6%	3.621	3.514	3,0%
GREECE	5	4	25,0%	71	111	-36,0%
HUNGARY	5	3	66,7%	270	36	650,0%
IRELAND	20	27	-25,9%	142	196	-27,6%
ITALY ³	257	210	22,4%	1.664	1.695	-1,8%
LATVIA	8	10	-20,0%	162	67	141,8%
LITHUANIA ²	13	0	#DIV/0!	153	108	41,7%
LUXEMBURG	3	12	-75,0%	122	131	-6,9%
NETHERLANDS	7	7	0,0%	325	259	25,5%
POLAND	71	60	18,3%	854	924	-7,6%
PORTUGAL	8	22	-63,6%	136	201	-32,3%
ROMANIA	38	93	-59,1%	639	662	-3,5%
SLOVAKIA	7	10	-30,0%	158	189	-16,4%
SLOVENIA ²	10	10	0,0%	102	77	32,5%
SPAIN	259	257	0,8%	1.261	1.361	-7,3%
SWEDEN	140	104	34,6%	1.045	1.226	-14,8%
UNITED KINGDOM	927	764	21,3%	5.359	6.088	-12,0%
EUROPEAN UNION¹	3.191	2.757	15,7%	23.470	24.119	-2,7%
EUROPEAN UNION (EU15)	2.937	2.503	17,3%	20.482	21.405	-4,3%
EU (New Members)	254	254	0,0%	2.988	2.714	10,1%
ICELAND	2	3	-33,3%	70	63	11,1%
NORWAY	69	120	-42,5%	953	1.050	-9,2%
SWITZERLAND	47	22	113,6%	386	366	5,5%
EFTA	118	145	-18,6%	1.409	1.479	-4,7%
TOTAL EUROPE (EU+EFTA)	3.309	2.902	14,0%	24.879	25.598	-2,8%
EU15+EFTA	3.055	2.648	15,4%	21.891	22.884	-4,3%

(¹) EU27; data for Bulgaria, Malta and Cyprus currently not available.

(²) estimates

(³) ANFIA estimate, based on data of the Italian Ministry of Transport





ACEA

Association des
Constructeurs
Européens
d'Automobiles

Av. des Nerviens 85
B-1040 Bruxelles

Tel (32 2) 732 55 50
Fax (32 2) 738 73 10
(32 2) 738 73 11

Press Release

PROVISIONAL

EU¹ + EFTA COUNTRIES REGISTRATION FIGURES BY MARKET TOTAL NEW COMMERCIAL VEHICLES

29/10/13

	September '13	September '12	% Change	Jan-Sep '13	Jan-Sep '12	% Change
AUSTRIA	3.133	2.888	8,5%	28.607	30.098	-5,0%
BELGIUM	4.336	4.695	-7,6%	48.079	50.242	-4,3%
BULGARIA ⁴	289	357	-19,0%	2.532	2.126	19,1%
CYPRUS ⁵	100	94	6,4%	750	1.068	-29,8%
CZECH REPUBLIC	2.015	1.881	7,1%	14.395	14.081	2,2%
DENMARK	2.445	2.049	19,3%	20.107	20.686	-2,8%
ESTONIA	262	233	12,4%	2.711	2.105	28,8%
FINLAND	1.204	1.091	10,4%	10.480	11.936	-12,2%
FRANCE	33.068	33.691	-1,8%	301.525	324.180	-7,0%
GERMANY	25.154	24.138	4,2%	216.566	232.544	-6,9%
GREECE	291	247	17,8%	2.884	2.860	0,8%
HUNGARY	1.232	1.223	0,7%	10.729	11.315	-5,2%
IRELAND	974	788	23,6%	11.230	11.130	0,9%
ITALY ²	9.139	9.471	-3,5%	82.278	98.163	-16,2%
LATVIA	324	322	0,6%	2.579	2.837	-9,1%
LITHUANIA	543	451	20,4%	3.728	3.423	8,9%
LUXEMBURG	346	290	19,3%	3.109	3.433	-9,4%
NETHERLANDS	4.644	4.935	-5,9%	48.165	54.608	-11,8%
POLAND	5.142	4.134	24,4%	42.602	41.607	2,4%
PORTUGAL	1.460	1.336	9,3%	12.398	12.372	0,2%
ROMANIA	1.100	982	12,0%	8.815	10.268	-14,2%
SLOVAKIA	801	812	-1,4%	6.353	6.580	-3,4%
SLOVENIA	642	608	5,6%	5.788	5.669	2,1%
SPAIN	7.744	6.177	25,4%	70.240	69.016	1,8%
SWEDEN	4.024	3.795	6,0%	31.306	34.132	-8,3%
UNITED KINGDOM	49.626	44.093	12,5%	242.232	224.566	7,9%
EUROPEAN UNION¹	160.038	150.781	6,1%	1.230.188	1.281.045	-4,0%
EUROPEAN UNION (EU15)	147.588	139.684	5,7%	1.129.206	1.179.966	-4,3%
EU (New Members)	12.450	11.097	12,2%	100.982	101.079	-0,1%
ICELAND	69	48	43,8%	589	436	35,1%
NORWAY	2.764	3.183	-13,2%	27.945	29.177	-4,2%
SWITZERLAND	2.609	2.513	3,8%	25.039	26.714	-6,3%
EFTA	5.442	5.744	-5,3%	53.573	56.327	-4,9%
TOTAL EUROPE (EU+EFTA)	165.480	156.525	5,7%	1.283.761	1.337.372	-4,0%
EU15+EFTA	153.030	145.428	5,2%	1.182.779	1.236.293	-4,3%

(¹) EU27; data for Malta currently not available.

(²) ANFIA estimate, based on data of the Italian Ministry of Transport

(³) estimates

(⁴) data for B&C n.a.

(⁵) data for MCV+HCV and MBC+HBC n.a.

