



ACEA

Association des
Constructeurs
Européens
d'Automobiles

Av. des Nerviens 85
B-1040 Bruxelles

Tel (32 2) 732 55 50
Fax (32 2) 738 73 10
(32 2) 738 73 11

Press Release

PROVISIONAL

EU¹ COUNTRIES REGISTRATION FIGURES BY MARKET NEW LIGHT COMMERCIAL VEHICLES up to 3.5t²

28/11/13

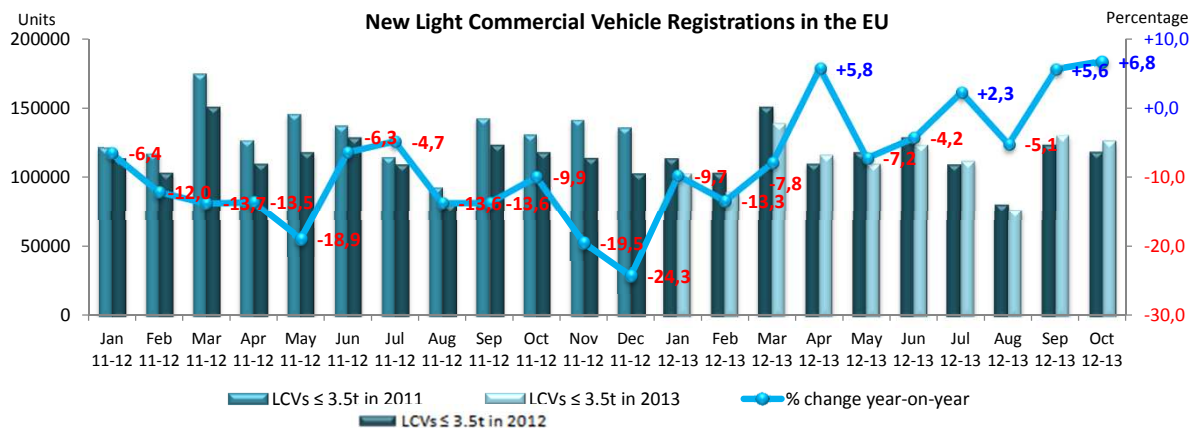
	October '13	October '12	% Change	Jan-Oct '13	Jan-Oct '12	% Change
AUSTRIA	2.919	2.630	11,0%	25.954	26.983	-3,8%
BELGIUM	4.632	5.023	-7,8%	46.621	47.729	-2,3%
BULGARIA ⁴	291	393	-26,0%	2.823	2.519	12,1%
CYPRUS	60	105	-42,9%	757	1.105	-31,5%
CZECH REPUBLIC	1.202	1.052	14,3%	9.441	9.338	1,1%
DENMARK	2.025	2.115	-4,3%	19.290	19.501	-1,1%
ESTONIA	235	195	20,5%	2.279	1.720	32,5%
FINLAND	871	863	0,9%	8.802	9.930	-11,4%
FRANCE	36.136	34.878	3,6%	301.165	319.690	-5,8%
GERMANY	20.068	19.729	1,7%	171.607	181.555	-5,5%
GREECE	270	342	-21,1%	2.877	2.937	-2,0%
HUNGARY	957	845	13,3%	8.422	8.916	-5,5%
IRELAND	766	533	43,7%	10.630	10.455	1,7%
ITALY ³	9.200	10.738	-14,3%	80.979	96.351	-16,0%
LATVIA	264	201	31,3%	1.742	1.861	-6,4%
LITHUANIA	150	127	18,1%	1.372	1.209	13,5%
LUXEMBURG	348	310	12,3%	2.668	2.836	-5,9%
NETHERLANDS	4.161	4.353	-4,4%	43.733	49.732	-12,1%
POLAND	4.379	3.381	29,5%	33.659	31.970	5,3%
PORTUGAL	1.652	1.279	29,2%	12.614	12.131	4,0%
ROMANIA	897	717	25,1%	6.900	8.136	-15,2%
SLOVAKIA	513	501	2,4%	4.226	4.217	0,2%
SLOVENIA	599	547	9,5%	5.492	5.283	4,0%
SPAIN	8.255	6.263	31,8%	69.382	65.026	6,7%
SWEDEN	3.309	3.640	-9,1%	30.294	32.551	-6,9%
UNITED KINGDOM	22.473	17.794	26,3%	227.477	204.861	11,0%
EUROPEAN UNION¹	126.632	118.554	6,8%	1.131.206	1.158.542	-2,4%
EU 15	117.085	110.490	6,0%	1.054.093	1.082.268	-2,6%
EU 10	9.547	8.064	18,4%	77.113	76.274	1,1%
ICELAND	42	40	5,0%	497	353	40,8%
NORWAY	2.592	2.880	-10,0%	25.334	26.554	-4,6%
SWITZERLAND	2.476	2.781	-11,0%	24.399	26.054	-6,4%
EFTA	5.110	5.701	-10,4%	50.230	52.961	-5,2%
EU27 + EFTA	131.742	124.255	6,0%	1.181.436	1.211.503	-2,5%
EU15 + EFTA	122.195	116.191	5,2%	1.104.323	1.135.229	-2,7%

(¹) EU27; data for Malta currently not available.

(²) ANFIA estimate

(³) including Buses & Coaches

(⁴) estimate





ACEA

Association des
Constructeurs
Européens
d'Automobiles

Av. des Nerviens 85
B-1040 Bruxelles

Tel (32 2) 732 55 50
Fax (32 2) 738 73 10
(32 2) 738 73 11

Press Release

PROVISIONAL

EU¹ + EFTA COUNTRIES REGISTRATION FIGURES BY MARKET NEW HEAVY COMMERCIAL VEHICLES of 16t and over²

28/11/13

	October '13	October '12	% Change	Jan-Oct '13	Jan-Oct '12	% Change
AUSTRIA	710	549	29,3%	5.403	5.333	1,3%
BELGIUM	652	587	11,1%	5.026	6.152	-18,3%
BULGARIA	n.a.	n.a.	n.a.	n.a.	n.a.	n.a.
CYPRUS	1	1	0,0%	25	51	-51,0%
CZECH REPUBLIC ³	780	636	22,6%	5.180	4.714	9,9%
DENMARK	372	256	45,3%	2.635	2.918	-9,7%
ESTONIA	95	113	-15,9%	645	521	23,8%
FINLAND	409	232	76,3%	2.110	2.088	1,1%
FRANCE	3.876	3.508	10,5%	29.768	31.776	-6,3%
GERMANY	4.629	4.490	3,1%	43.409	47.075	-7,8%
GREECE	25	9	177,8%	136	97	40,2%
HUNGARY	486	275	76,7%	3.171	3.187	-0,5%
IRELAND	130	50	160,0%	1.143	887	28,9%
ITALY ⁴	846	888	-4,7%	7.522	8.664	-13,2%
LATVIA	201	336	-40,2%	1.083	1.378	-21,4%
LITHUANIA ⁵	359	205	75,1%	2.559	2.377	7,7%
LUXEMBURG ⁵	93	62	50,0%	686	763	-10,1%
NETHERLANDS	839	836	0,4%	7.958	8.706	-8,6%
POLAND	2.080	1.291	61,1%	12.728	11.742	8,4%
PORTUGAL	282	200	41,0%	1.341	1.282	4,6%
ROMANIA	341	244	39,8%	2.343	2.256	3,9%
SLOVAKIA	325	374	-13,1%	2.455	2.610	-5,9%
SLOVENIA ⁵	74	84	-11,9%	744	814	-8,6%
SPAIN	1.836	1.734	5,9%	8.061	8.818	-8,6%
SWEDEN	366	496	-26,2%	3.281	4.003	-18,0%
UNITED KINGDOM	3.712	2.726	36,2%	25.881	23.613	9,6%
EUROPEAN UNION¹	23.519	20.182	16,5%	175.293	181.825	-3,6%
EUROPEAN UNION (EU15)	18.777	16.623	13,0%	144.360	152.175	-5,1%
EU (New Members)	4.742	3.559	33,2%	30.933	29.650	4,3%
ICELAND	6	6	0,0%	42	52	-19,2%
NORWAY ⁵	395	423	-6,6%	3.170	3.369	-5,9%
SWITZERLAND ³	208	254	-18,1%	2.365	2.576	-8,2%
EFTA	609	683	-10,8%	5.577	5.997	-7,0%
TOTAL EUROPE (EU+EFTA)	24.128	20.865	15,6%	180.870	187.822	-3,7%
EU15+EFTA	19.386	17.306	12,0%	149.937	158.172	-5,2%

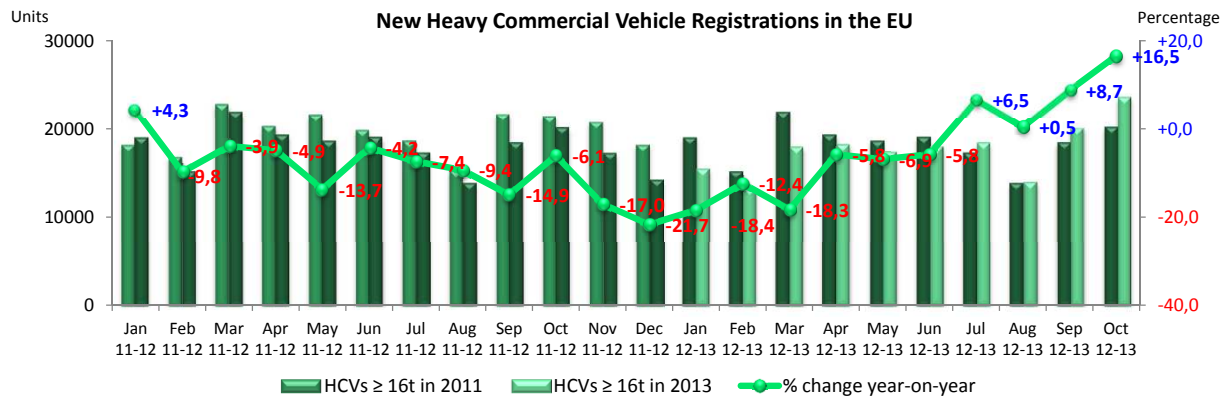
(¹) EU27; data for Malta and Bulgaria currently not available.

(²) Excluding Buses and Coaches

(³) CV ≥ 18t

(⁴) ANFIA estimate, based on data of the Italian Ministry of Transport

(⁵) estimates





ACEA

Association des
Constructeurs
Européens
d'Automobiles

Av. des Nerviens 85
B-1040 Bruxelles

Tel (32 2) 732 55 50
Fax (32 2) 738 73 10
(32 2) 738 73 11

Press Release

PROVISIONAL

EU¹ + EFTA COUNTRIES REGISTRATION FIGURES BY MARKET NEW MEDIUM & HEAVY COMMERCIAL VEHICLES over 3.5t²

28/11/13

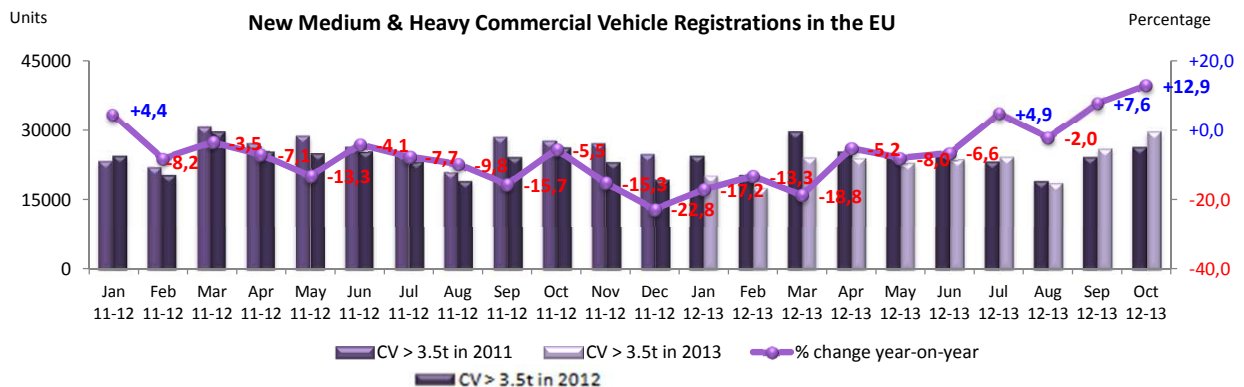
	October '13	October '12	% Change	Jan-Oct '13	Jan-Oct '12	% Change
AUSTRIA	779	582	33,8%	5.897	5.782	2,0%
BELGIUM	785	774	1,4%	6.272	7.702	-18,6%
BULGARIA	n.a.	n.a.	n.a.	n.a.	n.a.	n.a.
CYPRUS	2	1	100,0%	55	69	-20,3%
CZECH REPUBLIC	909	771	17,9%	6.480	6.028	7,5%
DENMARK	410	290	41,4%	2.957	3.222	-8,2%
ESTONIA	97	116	-16,4%	699	583	19,9%
FINLAND	481	330	45,8%	2.763	2.806	-1,5%
FRANCE	4.477	4.151	7,9%	35.857	38.810	-7,6%
GERMANY	7.570	7.445	1,7%	68.976	74.649	-7,6%
GREECE	71	15	373,3%	277	169	63,9%
HUNGARY	519	298	74,2%	3.514	3.506	0,2%
IRELAND	159	59	169,5%	1.379	1.071	28,8%
ITALY ⁴	1.062	1.152	-7,8%	10.032	12.004	-16,4%
LATVIA	209	342	-38,9%	1.148	1.468	-21,8%
LITHUANIA ³	367	221	66,1%	2.720	2.454	10,8%
LUXEMBURG	99	70	41,4%	766	846	-9,5%
NETHERLANDS	985	977	0,8%	9.253	9.947	-7,0%
POLAND	2.276	1.505	51,2%	14.744	13.599	8,4%
PORTUGAL	310	229	35,4%	1.610	1.548	4,0%
ROMANIA	348	267	30,3%	2.521	2.454	2,7%
SLOVAKIA	370	426	-13,1%	2.852	3.101	-8,0%
SLOVENIA ³	86	95	-9,5%	840	951	-11,7%
SPAIN	1.998	1.899	5,2%	9.850	10.791	-8,7%
SWEDEN	435	576	-24,5%	3.711	4.571	-18,8%
UNITED KINGDOM	4.891	3.707	31,9%	36.760	35.118	4,7%
EUROPEAN UNION¹	29.695	26.298	12,9%	231.933	243.249	-4,7%
EUROPEAN UNION (EU15)	24.512	22.256	10,1%	196.360	209.036	-6,1%
EU (New Members)	5.183	4.042	28,2%	35.573	34.213	4,0%
ICELAND	9	13	-30,8%	72	73	-1,4%
NORWAY	500	539	-7,2%	4.750	4.992	-4,8%
SWITZERLAND	296	319	-7,2%	3.026	3.394	-10,8%
EFTA	805	871	-7,6%	7.848	8.459	-7,2%
TOTAL EUROPE (EU+EFTA)	30.500	27.169	12,3%	239.781	251.708	-4,7%
EU15+EFTA	25.317	23.127	9,5%	204.208	217.495	-6,1%

(¹) EU27; data for Malta and Bulgaria currently not available.

(²) Excluding Buses and Coaches

(³) estimates

(⁴) ANFIA estimate, based on data of the Italian Ministry of Transport





ACEA

Association des
Constructeurs
Européens
d'Automobiles

Av. des Nerviens 85
B-1040 Bruxelles

Tel (32 2) 732 55 50
Fax (32 2) 738 73 10
(32 2) 738 73 11

Press Release

PROVISIONAL

EU¹ + EFTA COUNTRIES REGISTRATION FIGURES BY MARKET NEW MEDIUM & HEAVY BUSES & COACHES over 3.5t

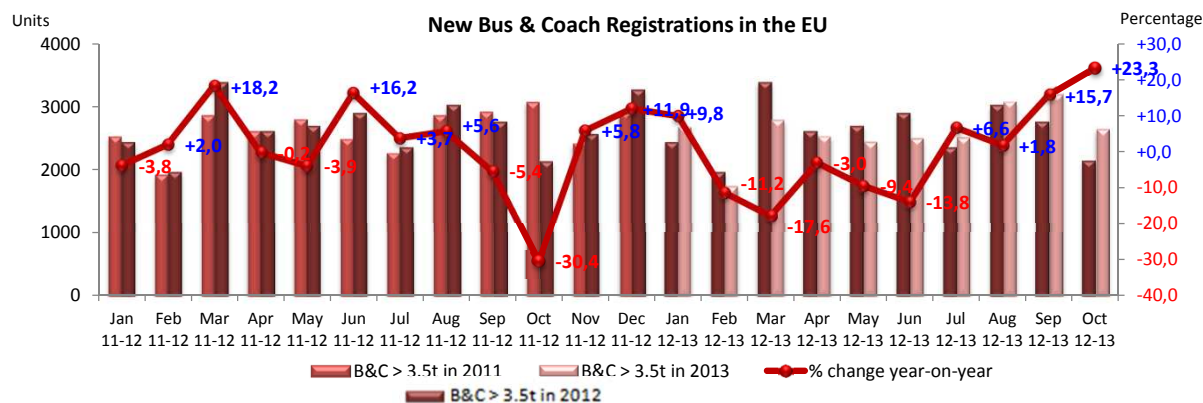
28/11/13

	October '13	October '12	% Change	Jan-Oct '13	Jan-Oct '12	% Change
AUSTRIA	41	39	5,1%	495	584	-15,2%
BELGIUM	50	43	16,3%	653	651	0,3%
BULGARIA	n.a.	n.a.	n.a.	n.a.	n.a.	n.a.
CYPRUS	n.a.	n.a.	n.a.	n.a.	n.a.	n.a.
CZECH REPUBLIC	65	35	85,7%	650	573	13,4%
DENMARK	21	54	-61,1%	316	422	-25,1%
ESTONIA	44	1	4300,0%	109	114	-4,4%
FINLAND	24	24	0,0%	292	417	-30,0%
FRANCE	569	470	21,1%	5.685	5.179	9,8%
GERMANY	551	344	60,2%	4.172	3.858	8,1%
GREECE	10	4	150,0%	81	115	-29,6%
HUNGARY	10	3	233,3%	281	39	620,5%
IRELAND	21	40	-47,5%	163	236	-30,9%
ITALY ³	256	177	44,6%	1.920	1.872	2,6%
LATVIA	16	11	45,5%	178	77	131,2%
LITHUANIA ²	7	11	-36,4%	160	119	34,5%
LUXEMBURG	5	4	25,0%	127	135	-5,9%
NETHERLANDS	3	9	-66,7%	328	268	22,4%
POLAND	75	93	-19,4%	929	1.017	-8,7%
PORTUGAL	8	11	-27,3%	145	212	-31,6%
ROMANIA	132	127	3,9%	771	789	-2,3%
SLOVAKIA	22	27	-18,5%	180	216	-16,7%
SLOVENIA ²	10	7	42,9%	112	84	33,3%
SPAIN	154	116	32,8%	1.415	1.477	-4,2%
SWEDEN	58	87	-33,3%	1.103	1.313	-16,0%
UNITED KINGDOM	481	398	20,9%	5.840	6.486	-10,0%
EUROPEAN UNION¹	2.633	2.135	23,3%	26.105	26.253	-0,6%
EUROPEAN UNION (EU15)	2.252	1.820	23,7%	22.735	23.225	-2,1%
EU (New Members)	381	315	21,0%	3.370	3.028	11,3%
ICELAND	1	0	#DIV/0!	71	63	12,7%
NORWAY	89	82	8,5%	1.042	1.132	-8,0%
SWITZERLAND	47	40	17,5%	433	406	6,7%
EFTA	137	122	12,3%	1.546	1.601	-3,4%
TOTAL EUROPE (EU+EFTA)	2.770	2.257	22,7%	27.651	27.854	-0,7%
EU15+EFTA	2.389	1.942	23,0%	24.281	24.826	-2,2%

(¹) EU27; data for Bulgaria, Malta and Cyprus currently not available.

(²) estimates

(³) ANFIA estimate, based on data of the Italian Ministry of Transport





ACEA

Association des
Constructeurs
Européens
d'Automobiles

Av. des Nerviens 85
B-1040 Bruxelles

Tel (32 2) 732 55 50
Fax (32 2) 738 73 10
(32 2) 738 73 11

Press Release

PROVISIONAL

EU¹ + EFTA COUNTRIES REGISTRATION FIGURES BY MARKET TOTAL NEW COMMERCIAL VEHICLES

28/11/13

	October '13	October '12	% Change	Jan-Oct '13	Jan-Oct '12	% Change
AUSTRIA	3.739	3.251	15,0%	32.346	33.349	-3,0%
BELGIUM	5.467	5.840	-6,4%	53.546	56.082	-4,5%
BULGARIA ⁴	291	393	-26,0%	2.823	2.519	12,1%
CYPRUS ⁵	62	106	-41,5%	812	1.174	-30,8%
CZECH REPUBLIC	2.176	1.858	17,1%	16.571	15.939	4,0%
DENMARK	2.456	2.459	-0,1%	22.563	23.145	-2,5%
ESTONIA	376	312	20,5%	3.087	2.417	27,7%
FINLAND	1.376	1.217	13,1%	11.857	13.153	-9,9%
FRANCE	41.182	39.499	4,3%	342.707	363.679	-5,8%
GERMANY	28.189	27.518	2,4%	244.755	260.062	-5,9%
GREECE	351	361	-2,8%	3.235	3.221	0,4%
HUNGARY	1.486	1.146	29,7%	12.217	12.461	-2,0%
IRELAND	946	632	49,7%	12.172	11.762	3,5%
ITALY ²	10.518	12.067	-12,8%	92.931	110.227	-15,7%
LATVIA	489	554	-11,7%	3.068	3.406	-9,9%
LITHUANIA	524	359	46,0%	4.252	3.782	12,4%
LUXEMBURG	452	384	17,7%	3.561	3.817	-6,7%
NETHERLANDS	5.149	5.339	-3,6%	53.314	59.947	-11,1%
POLAND	6.730	4.979	35,2%	49.332	46.586	5,9%
PORTUGAL	1.970	1.519	29,7%	14.369	13.891	3,4%
ROMANIA	1.377	1.111	23,9%	10.192	11.379	-10,4%
SLOVAKIA	905	954	-5,1%	7.258	7.534	-3,7%
SLOVENIA	695	649	7,1%	6.444	6.318	2,0%
SPAIN	10.407	8.278	25,7%	80.647	77.294	4,3%
SWEDEN	3.802	4.303	-11,6%	35.108	38.435	-8,7%
UNITED KINGDOM	27.845	21.899	27,2%	270.077	246.465	9,6%
EUROPEAN UNION¹	158.960	146.987	8,1%	1.389.244	1.428.044	-2,7%
EUROPEAN UNION (EU15)	143.849	134.566	6,9%	1.273.188	1.314.529	-3,1%
EU (New Members)	15.111	12.421	21,7%	116.056	113.515	2,2%
ICELAND	52	53	-1,9%	640	489	30,9%
NORWAY	3.181	3.501	-9,1%	31.126	32.678	-4,7%
SWITZERLAND	2.819	3.140	-10,2%	27.858	29.854	-6,7%
EFTA	6.052	6.694	-9,6%	59.624	63.021	-5,4%
TOTAL EUROPE (EU+EFTA)	165.012	153.681	7,4%	1.448.868	1.491.065	-2,8%
EU15+EFTA	149.901	141.260	6,1%	1.332.812	1.377.550	-3,2%

(¹) EU27; data for Malta currently not available.

(²) ANFIA estimate, based on data of the Italian Ministry of Transport

(³) estimates

(⁴) data for MCV+HCV and MBC+HBC n.a.

(⁵) data for B&C n.a.

