



ACEA

Association des
Constructeurs
Européens
d'Automobiles

Av. des Nerviens 85
B-1040 Bruxelles

Tel (32 2) 732 55 50
Fax (32 2) 738 73 10
(32 2) 738 73 11

Press Release

PROVISIONAL

EU¹ COUNTRIES REGISTRATION FIGURES BY MARKET NEW LIGHT COMMERCIAL VEHICLES up to 3.5t²

26/4/13

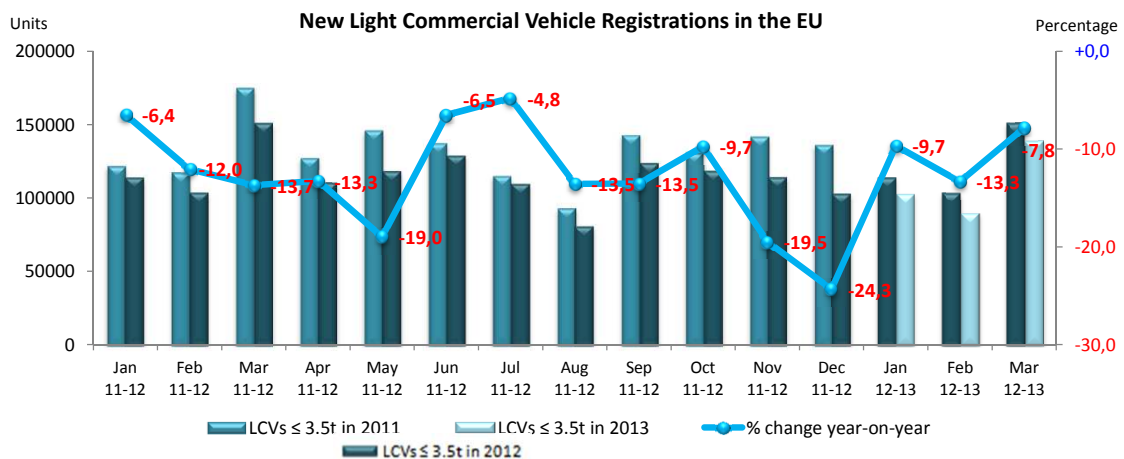
	March '13	March '12	% Change	Jan-Mar '13	Jan-Mar '12	% Change
AUSTRIA	2.809	3.152	-10,9%	6.973	7.663	-9,0%
BELGIUM	5.079	5.542	-8,4%	14.958	16.379	-8,7%
BULGARIA ⁴	468	186	151,6%	1.230	528	133,0%
CYPRUS	81	114	-28,9%	251	401	-37,4%
CZECH REPUBLIC	813	1.085	-25,1%	2.109	2.833	-25,6%
DENMARK	1.879	2.147	-12,5%	5.320	5.593	-4,9%
ESTONIA	184	170	8,2%	649	425	52,7%
FINLAND	822	2.691	-69,5%	2.550	5.195	-50,9%
FRANCE	32.709	36.272	-9,8%	91.815	102.450	-10,4%
GERMANY	17.266	20.549	-16,0%	44.265	52.342	-15,4%
GREECE	235	301	-21,9%	757	1.007	-24,8%
HUNGARY	820	969	-15,4%	2.277	2.803	-18,8%
IRELAND	1.271	1.414	-10,1%	4.424	5.035	-12,1%
ITALY ³	8.550	10.690	-20,0%	24.350	32.840	-25,9%
LATVIA	176	198	-11,1%	431	486	-11,3%
LITHUANIA	117	115	1,7%	409	352	16,2%
LUXEMBURG	299	291	2,7%	765	899	-14,9%
NETHERLANDS	5.118	6.114	-16,3%	16.040	19.800	-19,0%
POLAND	3.227	4.096	-21,2%	9.409	10.133	-7,1%
PORTUGAL	1.310	1.135	15,4%	3.471	4.168	-16,7%
ROMANIA	716	711	0,7%	2.068	2.040	1,4%
SLOVAKIA	381	462	-17,5%	1.046	1.224	-14,5%
SLOVENIA	555	593	-6,4%	1.516	1.655	-8,4%
SPAIN	7.454	9.232	-19,3%	17.712	21.784	-18,7%
SWEDEN	3.390	3.854	-12,0%	8.796	9.463	-7,0%
UNITED KINGDOM	43.684	39.167	11,5%	68.882	61.688	11,7%
EUROPEAN UNION¹	139.413	151.250	-7,8%	332.473	369.186	-9,9%
EU 15	131.875	142.551	-7,5%	311.078	346.306	-10,2%
EU 10	7.538	8.699	-13,3%	21.395	22.880	-6,5%
ICELAND	33	26	26,9%	109	61	78,7%
NORWAY	2.483	3.117	-20,3%	7.654	8.172	-6,3%
SWITZERLAND	2.729	3.057	-10,7%	7.281	7.724	-5,7%
EFTA	5.245	6.200	-15,4%	15.044	15.957	-5,7%
EU27 + EFTA	144.658	157.450	-8,1%	347.517	385.143	-9,8%
EU15 + EFTA	137.120	148.751	-7,8%	326.122	362.263	-10,0%

(¹) EU27; data for Malta currently not available.

(²) ANFIA estimate

(*) including Buses & Coaches

(*) estimate





ACEA

Association des
Constructeurs
Européens
d'Automobiles

Av. des Nerviens 85
B-1040 Bruxelles

Tel (32 2) 732 55 50
Fax (32 2) 738 73 10
(32 2) 738 73 11

Press Release

PROVISIONAL

EU¹ + EFTA COUNTRIES REGISTRATION FIGURES BY MARKET NEW HEAVY COMMERCIAL VEHICLES of 16t and over²

26/4/13

	March '13	March '12	% Change	Jan-Mar '13	Jan-Mar '12	% Change
AUSTRIA	604	750	-19,5%	1.418	1.675	-15,3%
BELGIUM	412	653	-36,9%	1.504	2.124	-29,2%
BULGARIA	n.a.	n.a.	n.a.	n.a.	n.a.	n.a.
CYPRUS	12	1	1100,0%	15	36	-58,3%
CZECH REPUBLIC ³	424	426	-0,5%	1.226	1.207	1,6%
DENMARK	247	361	-31,6%	687	998	-31,2%
ESTONIA	56	37	51,4%	203	130	56,2%
FINLAND	160	226	-29,2%	591	669	-11,7%
FRANCE	3.047	3.659	-16,7%	8.555	10.237	-16,4%
GERMANY	4.880	6.344	-23,1%	11.432	14.148	-19,2%
GREECE	11	12	-8,3%	35	24	45,8%
HUNGARY	307	284	8,1%	857	654	31,0%
IRELAND	113	82	37,8%	404	337	19,9%
ITALY ⁴	778	979	-20,5%	2.431	2.951	-17,6%
LATVIA	87	102	-14,7%	303	285	6,3%
LITHUANIA ⁵	239	290	-17,6%	559	740	-24,5%
LUXEMBURG ⁵	75	79	-5,1%	209	272	-23,2%
NETHERLANDS	855	1.090	-21,6%	2.339	3.070	-23,8%
POLAND	1.102	1.297	-15,0%	2.894	3.244	-10,8%
PORTUGAL	102	126	-19,0%	373	384	-2,9%
ROMANIA	150	250	-40,0%	478	687	-30,4%
SLOVAKIA	238	245	-2,9%	626	786	-20,4%
SLOVENIA ⁵	83	78	6,4%	244	251	-2,8%
SPAIN	702	962	-27,0%	2.436	3.063	-20,5%
SWEDEN	324	504	-35,7%	902	1.241	-27,3%
UNITED KINGDOM	2.941	3.135	-6,2%	6.264	7.161	-12,5%
EUROPEAN UNION¹	17.949	21.972	-18,3%	46.985	56.374	-16,7%
EUROPEAN UNION (EU15)	15.251	18.962	-19,6%	39.580	48.354	-18,1%
EU (New Members)	2.698	3.010	-10,4%	7.405	8.020	-7,7%
ICELAND	3	3	0,0%	5	5	0,0%
NORWAY ⁵	247	337	-26,7%	842	1.014	-17,0%
SWITZERLAND ³	247	316	-21,8%	596	789	-24,5%
EFTA	497	656	-24,2%	1.443	1.808	-20,2%
TOTAL EUROPE (EU+EFTA)	18.446	22.628	-18,5%	48.428	58.182	-16,8%
EU15+EFTA	15.748	19.618	-19,7%	41.023	50.162	-18,2%

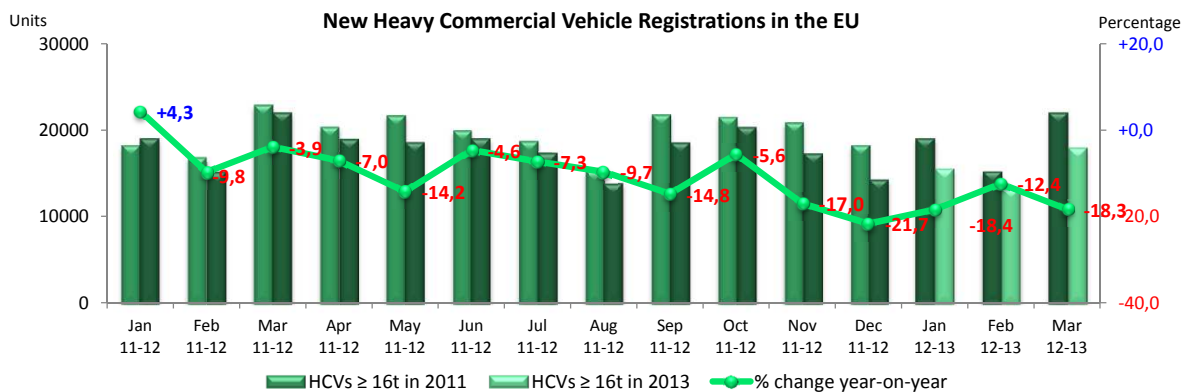
(¹) EU27; data for Malta and Bulgaria currently not available.

(²) Excluding Buses and Coaches

(³) CV ≥ 18t

(⁴) ANFIA estimate, based on data of the Italian Ministry of Transport

(⁵) estimates





ACEA

Association des
Constructeurs
Européens
d'Automobiles

Av. des Nerviens 85
B-1040 Bruxelles

Tel (32 2) 732 55 50
Fax (32 2) 738 73 10
(32 2) 738 73 11

Press Release

PROVISIONAL

EU¹ + EFTA COUNTRIES REGISTRATION FIGURES BY MARKET NEW MEDIUM & HEAVY COMMERCIAL VEHICLES over 3.5t²

26/4/13

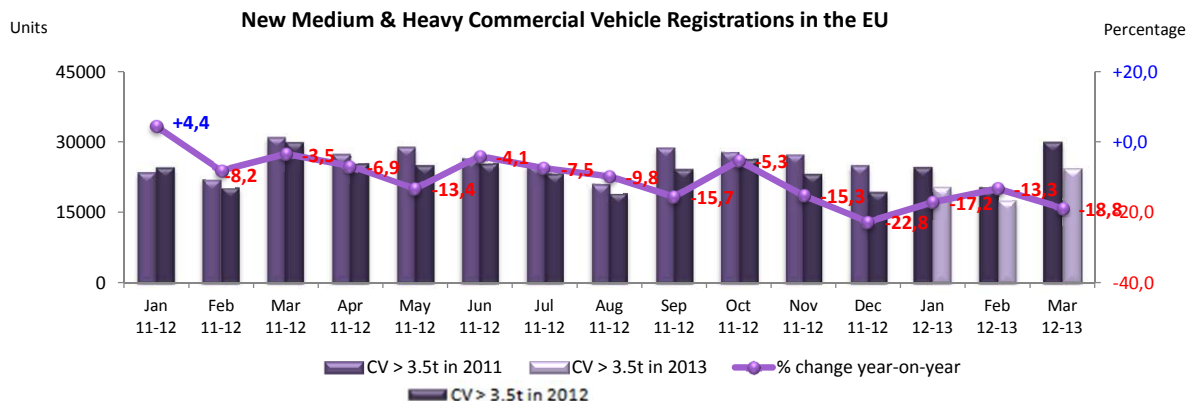
	March '13	March '12	% Change	Jan-Mar '13	Jan-Mar '12	% Change
AUSTRIA	634	816	-22,3%	1.503	1.820	-17,4%
BELGIUM	542	824	-34,2%	1.884	2.655	-29,0%
BULGARIA	n.a.	n.a.	n.a.	n.a.	n.a.	n.a.
CYPRUS	26	3	766,7%	29	44	-34,1%
CZECH REPUBLIC	559	559	0,0%	1.672	1.558	7,3%
DENMARK	271	396	-31,6%	776	1.101	-29,5%
ESTONIA	67	52	28,8%	228	149	53,0%
FINLAND	211	297	-29,0%	784	871	-10,0%
FRANCE	3.817	4.473	-14,7%	10.555	12.524	-15,7%
GERMANY	7.478	9.806	-23,7%	17.913	22.076	-18,9%
GREECE	18	22	-18,2%	61	48	27,1%
HUNGARY	357	311	14,8%	971	714	36,0%
IRELAND	169	108	56,5%	534	405	31,9%
ITALY ⁴	1.055	1.376	-23,3%	3.191	4.042	-21,1%
LATVIA	90	108	-16,7%	316	298	6,0%
LITHUANIA ³	246	295	-16,6%	633	752	-15,8%
LUXEMBURG	86	80	7,5%	233	291	-19,9%
NETHERLANDS	985	1.273	-22,6%	2.666	3.526	-24,4%
POLAND	1.321	1.471	-10,2%	3.453	3.699	-6,7%
PORTUGAL	124	146	-15,1%	428	467	-8,4%
ROMANIA	168	272	-38,2%	515	763	-32,5%
SLOVAKIA	278	287	-3,1%	720	954	-24,5%
SLOVENIA ³	92	88	4,5%	272	275	-1,1%
SPAIN	741	1.011	-26,7%	2.552	3.212	-20,5%
SWEDEN	374	561	-33,3%	1.017	1.373	-25,9%
UNITED KINGDOM	4.494	5.190	-13,4%	9.248	11.052	-16,3%
EUROPEAN UNION¹	24.203	29.825	-18,8%	62.154	74.669	-16,8%
EUROPEAN UNION (EU15)	20.999	26.379	-20,4%	53.345	65.463	-18,5%
EU (New Members)	3.204	3.446	-7,0%	8.809	9.206	-4,3%
ICELAND	5	4	25,0%	15	8	87,5%
NORWAY	430	530	-18,9%	1.246	1.388	-10,2%
SWITZERLAND	320	412	-22,3%	783	1.029	-23,9%
EFTA	755	946	-20,2%	2.044	2.425	-15,7%
TOTAL EUROPE (EU+EFTA)	24.958	30.771	-18,9%	64.198	77.094	-16,7%
EU15+EFTA	21.754	27.325	-20,4%	55.389	67.888	-18,4%

(¹) EU27; data for Malta and Bulgaria currently not available.

(²) Excluding Buses and Coaches

(³) estimates

(⁴) ANFIA estimate, based on data of the Italian Ministry of Transport





ACEA

Association des
Constructeurs
Européens
d'Automobiles

Av. des Nerviens 85
B-1040 Bruxelles

Tel (32 2) 732 55 50
Fax (32 2) 738 73 10
(32 2) 738 73 11

Press Release

PROVISIONAL

EU¹ + EFTA COUNTRIES REGISTRATION FIGURES BY MARKET NEW MEDIUM & HEAVY BUSES & COACHES over 3.5t

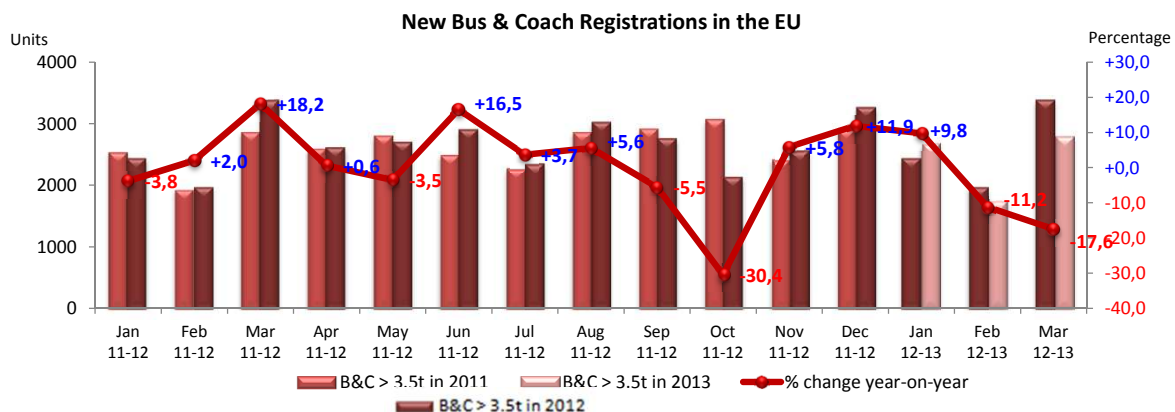
26/4/13

	March '13	March '12	% Change	Jan-Mar '13	Jan-Mar '12	% Change
AUSTRIA	38	60	-36,7%	87	164	-47,0%
BELGIUM	46	69	-33,3%	170	236	-28,0%
BULGARIA	n.a.	n.a.	n.a.	n.a.	n.a.	n.a.
CYPRUS	n.a.	n.a.	n.a.	n.a.	n.a.	n.a.
CZECH REPUBLIC	67	72	-6,9%	201	176	14,2%
DENMARK	30	82	-63,4%	85	136	-37,5%
ESTONIA	22	3	633,3%	27	47	-42,6%
FINLAND	30	36	-16,7%	87	85	2,4%
FRANCE	452	424	6,6%	1.252	1.119	11,9%
GERMANY	377	456	-17,3%	1.076	1.231	-12,6%
GREECE	1	13	-92,3%	11	38	-71,1%
HUNGARY	9	4	125,0%	32	10	220,0%
IRELAND	8	19	-57,9%	33	110	-70,0%
ITALY ³	210	242	-13,2%	654	701	-6,7%
LATVIA	6	4	50,0%	19	8	137,5%
LITHUANIA ²	35	17	105,9%	50	30	66,7%
LUXEMBURG	5	19	-73,7%	63	73	-13,7%
NETHERLANDS	91	65	40,0%	179	100	79,0%
POLAND	165	163	1,2%	293	355	-17,5%
PORTUGAL	25	32	-21,9%	90	110	-18,2%
ROMANIA	25	71	-64,8%	394	184	114,1%
SLOVAKIA	4	26	-84,6%	34	57	-40,4%
SLOVENIA ²	27	11	145,5%	41	23	78,3%
SPAIN	130	185	-29,7%	432	450	-4,0%
SWEDEN	30	56	-46,4%	134	149	-10,1%
UNITED KINGDOM	953	1.251	-23,8%	1.767	2.192	-19,4%
EUROPEAN UNION¹	2.786	3.380	-17,6%	7.211	7.784	-7,4%
EUROPEAN UNION (EU15)	2.426	3.009	-19,4%	6.120	6.894	-11,2%
EU (New Members)	360	371	-3,0%	1.091	890	22,6%
ICELAND	6	3	100,0%	13	10	30,0%
NORWAY	51	42	21,4%	147	303	-51,5%
SWITZERLAND	37	55	-32,7%	78	112	-30,4%
EFTA	94	100	-6,0%	238	425	-44,0%
TOTAL EUROPE (EU+EFTA)	2.880	3.480	-17,2%	7.449	8.209	-9,3%
EU15+EFTA	2.520	3.109	-18,9%	6.358	7.319	-13,1%

(¹) EU27; data for Bulgaria, Malta and Cyprus currently not available.

(²) estimates

(³) ANFIA estimate, based on data of the Italian Ministry of Transport





ACEA

Association des
Constructeurs
Européens
d'Automobiles

Av. des Nerviens 85
B-1040 Bruxelles

Tel (32 2) 732 55 50
Fax (32 2) 738 73 10
(32 2) 738 73 11

Press Release

PROVISIONAL

EU' + EFTA COUNTRIES REGISTRATION FIGURES BY MARKET TOTAL NEW COMMERCIAL VEHICLES

26/4/13

	March '13	March '12	% Change	Jan-Mar '13	Jan-Mar '12	% Change
AUSTRIA	3.481	4.028	-13,6%	8.563	9.647	-11,2%
BELGIUM	5.667	6.435	-11,9%	17.012	19.270	-11,7%
BULGARIA ⁴	468	186	151,6%	1.230	528	133,0%
CYPRUS ⁵	107	117	-8,5%	280	445	-37,1%
CZECH REPUBLIC	1.439	1.716	-16,1%	3.982	4.567	-12,8%
DENMARK	2.180	2.625	-17,0%	6.181	6.830	-9,5%
ESTONIA	273	225	21,3%	904	621	45,6%
FINLAND	1.063	3.024	-64,8%	3.421	6.151	-44,4%
FRANCE	36.978	41.169	-10,2%	103.622	116.093	-10,7%
GERMANY	25.121	30.811	-18,5%	63.254	75.649	-16,4%
GREECE	254	336	-24,4%	829	1.093	-24,2%
HUNGARY	1.186	1.284	-7,6%	3.280	3.527	-7,0%
IRELAND	1.448	1.541	-6,0%	4.991	5.550	-10,1%
ITALY ²	9.815	12.308	-20,3%	28.195	37.583	-25,0%
LATVIA	272	310	-12,3%	766	792	-3,3%
LITHUANIA	398	427	-6,8%	1.092	1.134	-3,7%
LUXEMBURG	390	390	0,0%	1.061	1.263	-16,0%
NETHERLANDS	6.194	7.452	-16,9%	18.885	23.426	-19,4%
POLAND	4.713	5.730	-17,7%	13.155	14.187	-7,3%
PORTUGAL	1.459	1.313	11,1%	3.989	4.745	-15,9%
ROMANIA	909	1.054	-13,8%	2.977	2.987	-0,3%
SLOVAKIA	663	775	-14,5%	1.800	2.235	-19,5%
SLOVENIA	674	692	-2,6%	1.829	1.953	-6,3%
SPAIN	8.325	10.428	-20,2%	20.696	25.446	-18,7%
SWEDEN	3.794	4.471	-15,1%	9.947	10.985	-9,4%
UNITED KINGDOM	49.131	45.608	7,7%	79.897	74.932	6,6%
EUROPEAN UNION¹	166.402	184.455	-9,8%	401.838	451.639	-11,0%
EUROPEAN UNION (EU15)	155.300	171.939	-9,7%	370.543	418.663	-11,5%
EU (New Members)	11.102	12.516	-11,3%	31.295	32.976	-5,1%
ICELAND	44	33	33,3%	137	79	73,4%
NORWAY	2.964	3.689	-19,7%	9.047	9.863	-8,3%
SWITZERLAND	3.086	3.524	-12,4%	8.142	8.865	-8,2%
EFTA	6.094	7.246	-15,9%	17.326	18.807	-7,9%
TOTAL EUROPE (EU+EFTA)	172.496	191.701	-10,0%	419.164	470.446	-10,9%
EU15+EFTA	161.394	179.185	-9,9%	387.869	437.470	-11,3%

(¹) EU27; data for Malta currently not available.

(²) ANFIA estimate, based on data of the Italian Ministry of Transport

(³) estimates

(⁴) data for MCV+HCV and MBC+HBC n.a.

(⁵) data for B&C n.a.

