



ACEA

Association des  
Constructeurs  
Européens  
d'Automobiles

Av. des Nerviens 85  
B-1040 Bruxelles

Tel (32 2) 732 55 50  
Fax (32 2) 738 73 10  
(32 2) 738 73 11

# Press Release

## PROVISIONAL EU<sup>1</sup> COUNTRIES REGISTRATION FIGURES BY MARKET NEW LIGHT COMMERCIAL VEHICLES up to 3.5t<sup>2</sup>

29/5/13

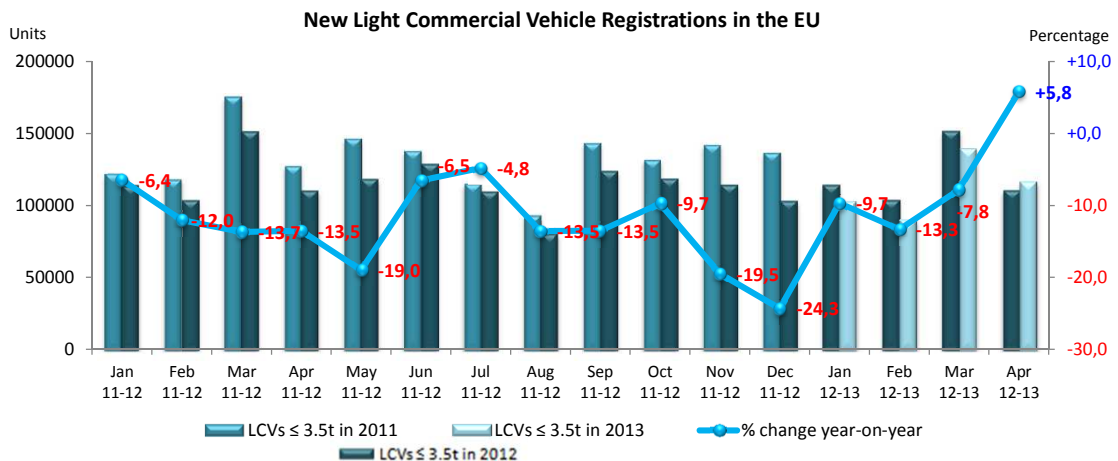
	April '13	April '12	% Change	Jan-Apr '13	Jan-Apr '12	% Change
AUSTRIA	2.988	3.067	-2,6%	9.961	10.730	-7,2%
BELGIUM	6.002	5.165	16,2%	20.960	21.544	-2,7%
BULGARIA <sup>4</sup>	228	165	38,2%	1.458	693	110,4%
CYPRUS	58	108	-46,3%	309	509	-39,3%
CZECH REPUBLIC	826	837	-1,3%	2.935	3.670	-20,0%
DENMARK	2.090	1.687	23,9%	7.410	7.280	1,8%
ESTONIA	251	152	65,1%	900	577	56,0%
FINLAND	872	225	287,6%	3.422	5.420	-36,9%
FRANCE	32.398	33.746	-4,0%	124.213	136.196	-8,8%
GERMANY	18.608	17.461	6,6%	62.873	69.803	-9,9%
GREECE	402	282	42,6%	1.159	1.289	-10,1%
HUNGARY	727	721	0,8%	3.006	3.524	-14,7%
IRELAND	989	899	10,0%	5.404	5.915	-8,6%
ITALY <sup>3</sup>	8.050	10.350	-22,2%	32.400	43.190	-25,0%
LATVIA	197	203	-3,0%	628	689	-8,9%
LITHUANIA	133	151	-11,9%	542	503	7,8%
LUXEMBURG	264	288	-8,3%	1.029	1.187	-13,3%
NETHERLANDS	4.287	4.205	2,0%	20.296	23.995	-15,4%
POLAND	3.250	3.382	-3,9%	12.659	13.515	-6,3%
PORTUGAL	1.250	1.030	21,4%	4.724	5.198	-9,1%
ROMANIA	736	684	7,6%	2.804	2.724	2,9%
SLOVAKIA	399	409	-2,4%	1.445	1.633	-11,5%
SLOVENIA	681	584	16,6%	2.197	2.239	-1,9%
SPAIN	6.979	6.261	11,5%	24.690	28.045	-12,0%
SWEDEN	3.241	3.714	-12,7%	12.037	13.177	-8,7%
UNITED KINGDOM	20.751	14.508	43,0%	89.633	76.196	17,6%
<b>EUROPEAN UNION<sup>1</sup></b>	<b>116.657</b>	<b>110.284</b>	<b>5,8%</b>	<b>449.094</b>	<b>479.441</b>	<b>-6,3%</b>
<b>EU 15</b>	<b>109.171</b>	<b>102.888</b>	<b>6,1%</b>	<b>420.211</b>	<b>449.165</b>	<b>-6,4%</b>
<b>EU 10</b>	<b>7.486</b>	<b>7.396</b>	<b>1,2%</b>	<b>28.883</b>	<b>30.276</b>	<b>-4,6%</b>
ICELAND	45	27	66,7%	154	88	75,0%
NORWAY	3.310	2.509	31,9%	10.964	10.681	2,6%
SWITZERLAND	2.814	2.664	5,6%	10.095	10.388	-2,8%
<b>EFTA</b>	<b>6.169</b>	<b>5.200</b>	<b>18,6%</b>	<b>21.213</b>	<b>21.157</b>	<b>0,3%</b>
<b>EU27 + EFTA</b>	<b>122.826</b>	<b>115.484</b>	<b>6,4%</b>	<b>470.307</b>	<b>500.598</b>	<b>-6,1%</b>
<b>EU15 + EFTA</b>	<b>115.340</b>	<b>108.088</b>	<b>6,7%</b>	<b>441.424</b>	<b>470.322</b>	<b>-6,1%</b>

(<sup>1</sup>) EU27; data for Malta currently not available.

(<sup>2</sup>) ANFIA estimate

(<sup>3</sup>) including Buses & Coaches

(<sup>4</sup>) estimate





ACEA

Association des  
Constructeurs  
Européens  
d'Automobiles

Av. des Nerviens 85  
B-1040 Bruxelles

Tel (32 2) 732 55 50  
Fax (32 2) 738 73 10  
(32 2) 738 73 11

# Press Release

## PROVISIONAL

### EU' + EFTA COUNTRIES REGISTRATION FIGURES BY MARKET NEW HEAVY COMMERCIAL VEHICLES of 16t and over<sup>2</sup>

29/5/13

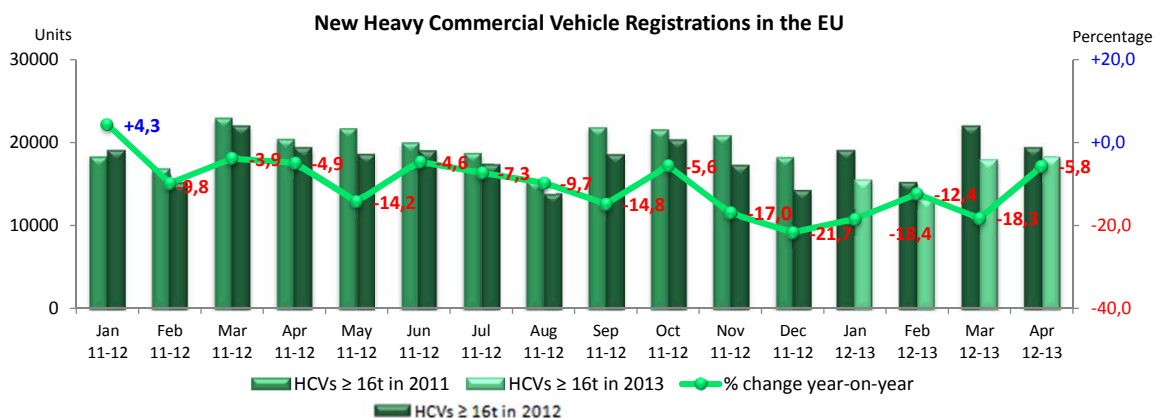
	April '13	April '12	% Change	Jan-Apr '13	Jan-Apr '12	% Change
AUSTRIA	623	657	-5,2%	2.041	2.332	-12,5%
BELGIUM	458	662	-30,8%	1.962	2.786	-29,6%
BULGARIA	n.a.	n.a.	n.a.	n.a.	n.a.	n.a.
CYPRUS	7	4	75,0%	22	40	-45,0%
CZECH REPUBLIC <sup>3</sup>	524	497	5,4%	1.750	1.704	2,7%
DENMARK	276	251	10,0%	963	1.249	-22,9%
ESTONIA	51	41	24,4%	254	171	48,5%
FINLAND	181	205	-11,7%	772	874	-11,7%
FRANCE	3.141	3.301	-4,8%	11.696	13.538	-13,6%
GERMANY	5.357	5.468	-2,0%	16.789	19.616	-14,4%
GREECE	22	15	46,7%	57	39	46,2%
HUNGARY	349	316	10,4%	1.206	970	24,3%
IRELAND	94	132	-28,8%	531	469	13,2%
ITALY <sup>4</sup>	732	713	2,7%	3.163	3.664	-13,7%
LATVIA	84	146	-42,5%	387	431	-10,2%
LITHUANIA <sup>5</sup>	267	213	25,4%	826	953	-13,3%
LUXEMBURG <sup>5</sup>	78	98	-20,4%	287	370	-22,4%
NETHERLANDS	887	917	-3,3%	3.719	4.539	-18,1%
POLAND	1.148	1.109	3,5%	4.042	4.353	-7,1%
PORTUGAL	128	66	93,9%	501	450	11,3%
ROMANIA	194	216	-10,2%	672	903	-25,6%
SLOVAKIA	244	196	24,5%	870	991	-12,2%
SLOVENIA <sup>5</sup>	110	80	37,5%	354	331	6,9%
SPAIN	804	975	-17,5%	3.241	4.038	-19,7%
SWEDEN	327	453	-27,8%	1.229	1.694	-27,4%
UNITED KINGDOM	2.166	2.639	-17,9%	8.430	9.800	-14,0%
<b>EUROPEAN UNION<sup>1</sup></b>	<b>18.252</b>	<b>19.370</b>	<b>-5,8%</b>	<b>65.764</b>	<b>76.305</b>	<b>-13,8%</b>
<b>EUROPEAN UNION (EU15)</b>	<b>15.274</b>	<b>16.552</b>	<b>-7,7%</b>	<b>55.381</b>	<b>65.458</b>	<b>-15,4%</b>
<b>EU (New Members)</b>	<b>2.978</b>	<b>2.818</b>	<b>5,7%</b>	<b>10.383</b>	<b>10.847</b>	<b>-4,3%</b>
ICELAND	2	4	-50,0%	10	7	42,9%
NORWAY <sup>5</sup>	360	247	45,7%	1.202	1.261	-4,7%
SWITZERLAND <sup>3</sup>	286	278	2,9%	882	1.067	-17,3%
<b>EFTA</b>	<b>648</b>	<b>529</b>	<b>22,5%</b>	<b>2.094</b>	<b>2.335</b>	<b>-10,3%</b>
<b>TOTAL EUROPE (EU+EFTA)</b>	<b>18.900</b>	<b>19.899</b>	<b>-5,0%</b>	<b>67.858</b>	<b>78.640</b>	<b>-13,7%</b>
<b>EU15+EFTA</b>	<b>15.922</b>	<b>17.081</b>	<b>-6,8%</b>	<b>57.475</b>	<b>67.793</b>	<b>-15,2%</b>

(<sup>1</sup>) EU27; data for Malta and Bulgaria currently not available.

(<sup>2</sup>) Excluding Buses and Coaches (<sup>3</sup>) CV ≥ 18t

(<sup>4</sup>) ANFIA estimate, based on data of the Italian Ministry of Transport

(<sup>5</sup>) estimates





**ACEA**  
Association des  
Constructeurs  
Européens  
d'Automobiles

Av. des Nerviens 85  
B-1040 Bruxelles  
  
Tel (32 2) 732 55 50  
Fax (32 2) 738 73 10  
(32 2) 738 73 11

# Press Release

## PROVISIONAL EU<sup>1</sup> + EFTA COUNTRIES REGISTRATION FIGURES BY MARKET NEW MEDIUM & HEAVY COMMERCIAL VEHICLES over 3.5t<sup>2</sup>

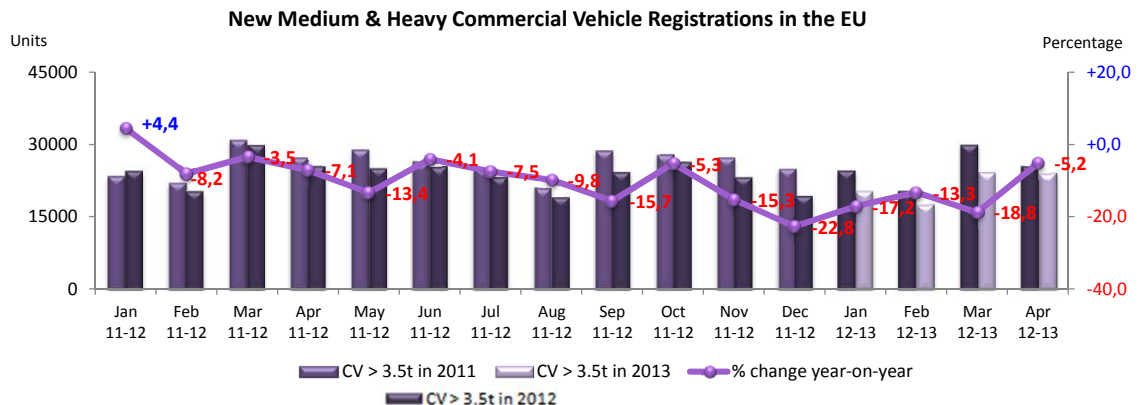
29/5/13

	April '13	April '12	% Change	Jan-Apr '13	Jan-Apr '12	% Change
AUSTRIA	679	686	-1,0%	2.182	2.506	-12,9%
BELGIUM	563	807	-30,2%	2.447	3.462	-29,3%
BULGARIA	n.a.	n.a.	n.a.	n.a.	n.a.	n.a.
CYPRUS	14	5	180,0%	43	49	-12,2%
CZECH REPUBLIC	627	641	-2,2%	2.299	2.199	4,5%
DENMARK	312	277	12,6%	1.088	1.378	-21,0%
ESTONIA	55	49	12,2%	283	198	42,9%
FINLAND	237	273	-13,2%	1.022	1.144	-10,7%
FRANCE	3.989	4.178	-4,5%	14.544	16.702	-12,9%
GERMANY	8.020	8.300	-3,4%	25.933	30.376	-14,6%
GREECE	32	25	28,0%	93	73	27,4%
HUNGARY	409	350	16,9%	1.380	1.064	29,7%
IRELAND	109	142	-23,2%	643	547	17,6%
ITALY <sup>4</sup>	975	1.020	-4,4%	4.166	5.062	-17,7%
LATVIA	98	154	-36,4%	414	452	-8,4%
LITHUANIA <sup>3</sup>	285	216	31,9%	918	968	-5,2%
LUXEMBURG	79	109	-27,5%	312	400	-22,0%
NETHERLANDS	833	867	-3,9%	3.526	4.416	-20,2%
POLAND	1.383	1.233	12,2%	4.836	4.932	-1,9%
PORTUGAL	155	84	84,5%	583	551	5,8%
ROMANIA	211	225	-6,2%	726	988	-26,5%
SLOVAKIA	287	240	19,6%	1.007	1.194	-15,7%
SLOVENIA <sup>3</sup>	114	103	10,7%	386	378	2,1%
SPAIN	857	1.021	-16,1%	3.412	4.233	-19,4%
SWEDEN	375	520	-27,9%	1.392	1.893	-26,5%
UNITED KINGDOM	3.368	3.866	-12,9%	12.616	14.918	-15,4%
<b>EUROPEAN UNION<sup>1</sup></b>	<b>24.066</b>	<b>25.391</b>	<b>-5,2%</b>	<b>86.251</b>	<b>100.083</b>	<b>-13,8%</b>
<b>EUROPEAN UNION (EU15)</b>	<b>20.583</b>	<b>22.175</b>	<b>-7,2%</b>	<b>73.959</b>	<b>87.661</b>	<b>-15,6%</b>
<b>EU (New Members)</b>	<b>3.483</b>	<b>3.216</b>	<b>8,3%</b>	<b>12.292</b>	<b>12.422</b>	<b>-1,0%</b>
ICELAND	4	4	0,0%	19	10	90,0%
NORWAY	593	455	30,3%	1.839	1.843	-0,2%
SWITZERLAND	349	372	-6,2%	1.132	1.401	-19,2%
EFTA	946	831	13,8%	2.990	3.254	-8,1%
<b>TOTAL EUROPE (EU+EFTA)</b>	<b>25.012</b>	<b>26.222</b>	<b>-4,6%</b>	<b>89.241</b>	<b>103.337</b>	<b>-13,6%</b>
<b>EU15+EFTA</b>	<b>21.529</b>	<b>23.006</b>	<b>-6,4%</b>	<b>76.949</b>	<b>90.915</b>	<b>-15,4%</b>

(<sup>1</sup>) EU27; data for Malta and Bulgaria currently not available.

(<sup>2</sup>) Excluding Buses and Coaches (<sup>3</sup>) estimates

(<sup>4</sup>) ANFIA estimate, based on data of the Italian Ministry of Transport





ACEA

Association des  
Constructeurs  
Européens  
d'Automobiles

Av. des Nerviens 85  
B-1040 Bruxelles

Tel (32 2) 732 55 50  
Fax (32 2) 738 73 10  
(32 2) 738 73 11

# Press Release

## PROVISIONAL

### EU' + EFTA COUNTRIES REGISTRATION FIGURES BY MARKET NEW MEDIUM & HEAVY BUSES & COACHES over 3.5t

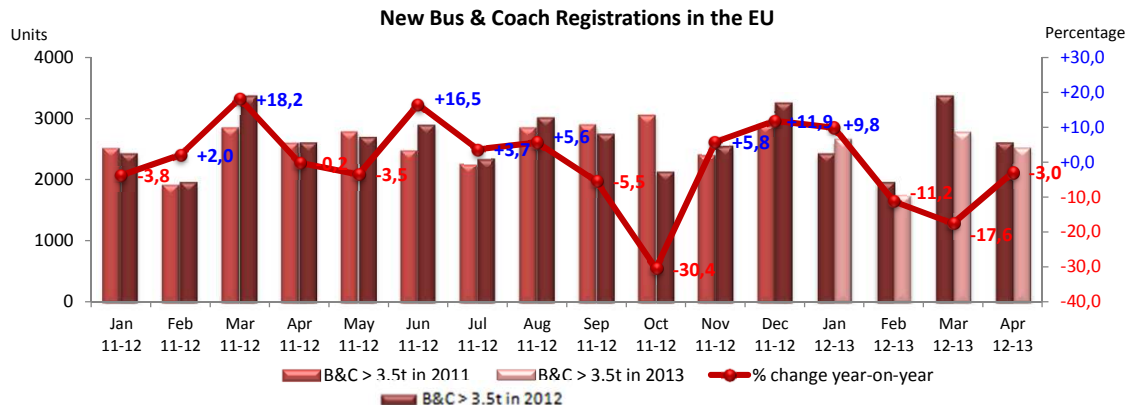
29/5/13

	April '13	April '12	% Change	Jan-Apr '13	Jan-Apr '12	% Change
AUSTRIA	70	107	-34,6%	157	271	-42,1%
BELGIUM	66	62	6,5%	236	298	-20,8%
BULGARIA	n.a.	n.a.	n.a.	n.a.	n.a.	n.a.
CYPRUS	n.a.	n.a.	n.a.	n.a.	n.a.	n.a.
CZECH REPUBLIC	71	85	-16,5%	272	261	4,2%
DENMARK	15	21	-28,6%	100	157	-36,3%
ESTONIA	8	3	166,7%	35	50	-30,0%
FINLAND	20	52	-61,5%	107	137	-21,9%
FRANCE	442	346	27,7%	1.694	1.465	15,6%
GERMANY	507	402	26,1%	1.583	1.633	-3,1%
GREECE	4	16	-75,0%	15	54	-72,2%
HUNGARY	78	6	1200,0%	110	16	587,5%
IRELAND	16	19	-15,8%	49	129	-62,0%
ITALY <sup>3</sup>	206	202	2,0%	860	903	-4,8%
LATVIA	30	3	900,0%	49	11	345,5%
LITHUANIA <sup>2</sup>	7	9	-22,2%	57	39	46,2%
LUXEMBURG	11	16	-31,3%	74	89	-16,9%
NETHERLANDS	54	50	8,0%	193	123	56,9%
POLAND	106	161	-34,2%	399	516	-22,7%
PORTUGAL	11	29	-62,1%	101	139	-27,3%
ROMANIA	45	33	36,4%	439	217	102,3%
SLOVAKIA	22	31	-29,0%	56	88	-36,4%
SLOVENIA <sup>2</sup>	21	18	16,7%	62	41	51,2%
SPAIN	126	159	-20,8%	559	609	-8,2%
SWEDEN	43	110	-60,9%	177	259	-31,7%
UNITED KINGDOM	553	674	-18,0%	2.320	2.866	-19,1%
<b>EUROPEAN UNION<sup>1</sup></b>	<b>2.532</b>	<b>2.614</b>	<b>-3,1%</b>	<b>9.704</b>	<b>10.371</b>	<b>-6,4%</b>
<b>EUROPEAN UNION (EU15)</b>	<b>2.144</b>	<b>2.265</b>	<b>-5,3%</b>	<b>8.225</b>	<b>9.132</b>	<b>-9,9%</b>
<b>EU (New Members)</b>	<b>388</b>	<b>349</b>	<b>11,2%</b>	<b>1.479</b>	<b>1.239</b>	<b>19,4%</b>
ICELAND	6	11	-45,5%	19	21	-9,5%
NORWAY	48	62	-22,6%	195	365	-46,6%
SWITZERLAND	61	44	38,6%	139	156	-10,9%
<b>EFTA</b>	<b>115</b>	<b>117</b>	<b>-1,7%</b>	<b>353</b>	<b>542</b>	<b>-34,9%</b>
<b>TOTAL EUROPE (EU+EFTA)</b>	<b>2.647</b>	<b>2.731</b>	<b>-3,1%</b>	<b>10.057</b>	<b>10.913</b>	<b>-7,8%</b>
<b>EU15+EFTA</b>	<b>2.259</b>	<b>2.382</b>	<b>-5,2%</b>	<b>8.578</b>	<b>9.674</b>	<b>-11,3%</b>

(<sup>1</sup>) EU27; data for Bulgaria, Malta and Cyprus currently not available.

(<sup>2</sup>) estimates

(<sup>3</sup>) ANFIA estimate, based on data of the Italian Ministry of Transport





**ACEA**  
Association des  
Constructeurs  
Européens  
d'Automobiles

Av. des Nerviens 85  
B-1040 Bruxelles

Tel (32 2) 732 55 50  
Fax (32 2) 738 73 10  
(32 2) 738 73 11

# Press Release

## PROVISIONAL EU<sup>1</sup> + EFTA COUNTRIES REGISTRATION FIGURES BY MARKET TOTAL NEW COMMERCIAL VEHICLES

29/5/13

	April '13	April '12	% Change	Jan-Apr '13	Jan-Apr '12	% Change
AUSTRIA	3.737	3.860	-3,2%	12.300	13.507	-8,9%
BELGIUM	6.631	6.034	9,9%	23.643	25.304	-6,6%
BULGARIA <sup>4</sup>	228	165	38,2%	1.458	693	110,4%
CYPRUS <sup>5</sup>	72	113	-36,3%	352	558	-36,9%
CZECH REPUBLIC	1.524	1.563	-2,5%	5.506	6.130	-10,2%
DENMARK	2.417	1.985	21,8%	8.598	8.815	-2,5%
ESTONIA	314	204	53,9%	1.218	825	47,6%
FINLAND	1.129	550	105,3%	4.551	6.701	-32,1%
FRANCE	36.829	38.270	-3,8%	140.451	154.363	-9,0%
GERMANY	27.135	26.163	3,7%	90.389	101.812	-11,2%
GREECE	438	323	35,6%	1.267	1.416	-10,5%
HUNGARY	1.214	1.077	12,7%	4.496	4.604	-2,3%
IRELAND	1.114	1.060	5,1%	6.096	6.591	-7,5%
ITALY <sup>2</sup>	9.231	11.572	-20,2%	37.426	49.155	-23,9%
LATVIA	325	360	-9,7%	1.091	1.152	-5,3%
LITHUANIA	425	376	13,0%	1.517	1.510	0,5%
LUXEMBURG	354	413	-14,3%	1.415	1.676	-15,6%
NETHERLANDS	5.174	5.122	1,0%	24.015	28.534	-15,8%
POLAND	4.739	4.776	-0,8%	17.894	18.963	-5,6%
PORTUGAL	1.416	1.143	23,9%	5.408	5.888	-8,2%
ROMANIA	992	942	5,3%	3.969	3.929	1,0%
SLOVAKIA	708	680	4,1%	2.508	2.915	-14,0%
SLOVENIA	816	705	15,7%	2.645	2.658	-0,5%
SPAIN	7.962	7.441	7,0%	28.661	32.887	-12,9%
SWEDEN	3.659	4.344	-15,8%	13.606	15.329	-11,2%
UNITED KINGDOM	24.672	19.048	29,5%	104.569	93.980	11,3%
<b>EUROPEAN UNION<sup>1</sup></b>	<b>143.255</b>	<b>138.289</b>	<b>3,6%</b>	<b>545.049</b>	<b>589.895</b>	<b>-7,6%</b>
<b>EUROPEAN UNION (EU15)</b>	<b>131.898</b>	<b>127.328</b>	<b>3,6%</b>	<b>502.395</b>	<b>545.958</b>	<b>-8,0%</b>
<b>EU (New Members)</b>	<b>11.357</b>	<b>10.961</b>	<b>3,6%</b>	<b>42.654</b>	<b>43.937</b>	<b>-2,9%</b>
ICELAND	55	42	31,0%	192	119	61,3%
NORWAY	3.951	3.026	30,6%	12.998	12.889	0,8%
SWITZERLAND	3.224	3.080	4,7%	11.366	11.945	-4,8%
<b>EFTA</b>	<b>7.230</b>	<b>6.148</b>	<b>17,6%</b>	<b>24.556</b>	<b>24.953</b>	<b>-1,6%</b>
<b>TOTAL EUROPE (EU+EFTA)</b>	<b>150.485</b>	<b>144.437</b>	<b>4,2%</b>	<b>569.605</b>	<b>614.848</b>	<b>-7,4%</b>
<b>EU15+EFTA</b>	<b>139.128</b>	<b>133.476</b>	<b>4,2%</b>	<b>526.951</b>	<b>570.911</b>	<b>-7,7%</b>

(<sup>1</sup>) EU27; data for Malta currently not available.

(<sup>2</sup>) ANFIA estimate, based on data of the Italian Ministry of Transport

(<sup>3</sup>) estimates

(<sup>4</sup>) data for MCV+HCV and MBC+HBC n.a.

(<sup>5</sup>) data for B&C n.a.

