



ACEA

Association des
Constructeurs
Européens
d'Automobiles

Av. des Nerviers 85
B-1040 Bruxelles

Tel (32 2) 732 55 50
Fax (32 2) 738 73 10
(32 2) 738 73 11

Press Release

PROVISIONAL

EU¹ COUNTRIES REGISTRATION FIGURES BY MARKET NEW LIGHT COMMERCIAL VEHICLES up to 3.5t²

27/9/13

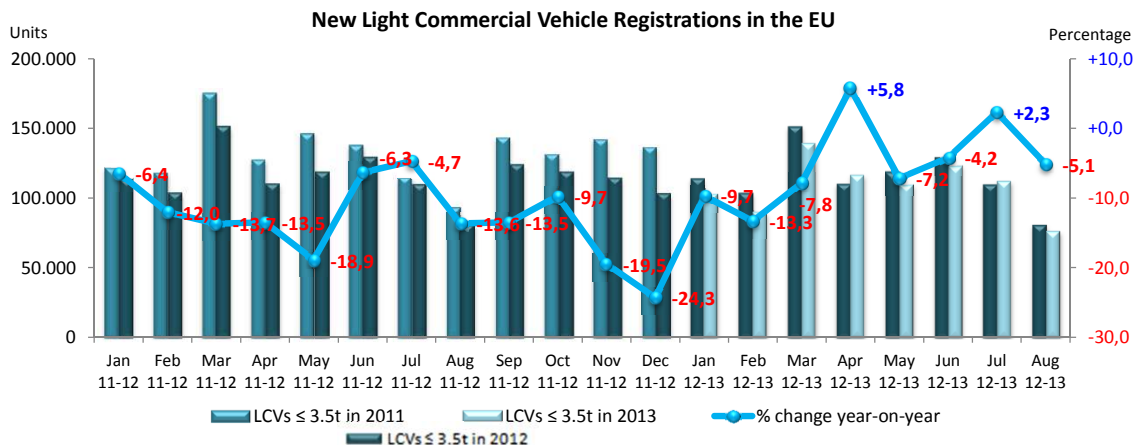
	August '13	August '12	% Change	Jan-Aug '13	Jan-Aug '12	% Change
AUSTRIA	2.405	2.397	0,3%	20.604	22.032	-6,5%
BELGIUM	3.075	3.783	-18,7%	38.373	38.886	-1,3%
BULGARIA ⁴	238	331	-28,1%	2.243	1.769	26,8%
CYPRUS	71	59	20,3%	597	907	-34,2%
CZECH REPUBLIC	1.050	878	19,6%	7.119	7.301	-2,5%
DENMARK	2.076	2.101	-1,2%	15.227	15.637	-2,6%
ESTONIA	215	162	32,7%	1.850	1.360	36,0%
FINLAND	788	905	-12,9%	6.954	8.242	-15,6%
FRANCE	17.886	18.984	-5,8%	236.020	254.879	-7,4%
GERMANY	15.142	16.826	-10,0%	134.250	145.244	-7,6%
GREECE	245	225	8,9%	2.341	2.371	-1,3%
HUNGARY	1.001	920	8,8%	6.550	7.237	-9,5%
IRELAND	818	709	15,4%	9.048	9.248	-2,2%
ITALY ³	3.900	4.929	-20,9%	63.343	78.213	-19,0%
LATVIA	159	178	-10,7%	1.286	1.499	-14,2%
LITHUANIA	101	120	-15,8%	1.092	1.013	7,8%
LUXEMBURG	227	258	-12,0%	2.054	2.330	-11,8%
NETHERLANDS	3.412	4.353	-21,6%	35.876	42.551	-15,7%
POLAND	2.861	2.758	3,7%	25.944	26.008	-0,2%
PORTUGAL	855	786	8,8%	9.677	9.733	-0,6%
ROMANIA	532	1.135	-53,1%	5.352	6.706	-20,2%
SLOVAKIA	376	392	-4,1%	3.285	3.233	1,6%
SLOVENIA	471	394	19,5%	4.372	4.253	2,8%
SPAIN	5.207	4.610	13,0%	54.677	53.766	1,7%
SWEDEN	3.121	3.232	-3,4%	23.518	25.675	-8,4%
UNITED KINGDOM	10.344	9.308	11,1%	161.938	148.007	9,4%
EUROPEAN UNION¹	76.576	80.733	-5,1%	873.590	918.100	-4,8%
EU 15	69.501	73.406	-5,3%	813.900	856.814	-5,0%
EU 10	7.075	7.327	-3,4%	59.690	61.286	-2,6%
ICELAND	46	44	4,5%	394	277	42,2%
NORWAY	2.601	3.083	-15,6%	20.442	21.112	-3,2%
SWITZERLAND	2.068	2.286	-9,5%	19.660	21.064	-6,7%
EFTA	4.715	5.413	-12,9%	40.496	42.453	-4,6%
EU27 + EFTA	81.291	86.146	-5,6%	914.086	960.553	-4,8%
EU15 + EFTA	74.216	78.819	-5,8%	854.396	899.267	-5,0%

(¹) EU27; data for Malta currently not available.

(²) ANFIA estimate

(³) including Buses & Coaches

(⁴) estimate





ACEA

Association des
Constructeurs
Européens
d'Automobiles

Av. des Nerviens 85
B-1040 Bruxelles

Tel (32 2) 732 55 50
Fax (32 2) 738 73 10
(32 2) 738 73 11

Press Release

PROVISIONAL

EU¹ + EFTA COUNTRIES REGISTRATION FIGURES BY MARKET NEW HEAVY COMMERCIAL VEHICLES OF 16t and over²

27/9/13

	August '13	August '12	% Change	Jan-Aug '13	Jan-Aug '12	% Change
AUSTRIA	420	383	9,7%	4.118	4.321	-4,7%
BELGIUM	357	430	-17,0%	3.842	4.876	-21,2%
BULGARIA	n.a.	n.a.	n.a.	n.a.	n.a.	n.a.
CYPRUS	0	5	-100,0%	24	49	-51,0%
CZECH REPUBLIC ³	348	331	5,1%	3.751	3.397	10,4%
DENMARK	267	303	-11,9%	1.928	2.432	-20,7%
ESTONIA	55	31	77,4%	492	348	41,4%
FINLAND	175	175	0,0%	1.561	1.671	-6,6%
FRANCE	1.640	1.705	-3,8%	22.899	25.470	-10,1%
GERMANY	3.815	4.034	-5,4%	34.188	38.157	-10,4%
GREECE	6	7	-14,3%	105	79	32,9%
HUNGARY	247	299	-17,4%	2.396	2.552	-6,1%
IRELAND	127	74	71,6%	893	758	17,8%
ITALY ⁴	684	739	-7,4%	6.147	7.079	-13,2%
LATVIA	74	101	-26,7%	763	922	-17,2%
LITHUANIA ⁵	235	156	50,6%	1.818	1.791	1,5%
LUXEMBURG ⁵	66	36	83,3%	522	624	-16,3%
NETHERLANDS	776	765	1,4%	6.268	6.885	-9,0%
POLAND	1.107	1.144	-3,2%	9.156	9.133	0,3%
PORTUGAL	122	87	40,2%	922	906	1,8%
ROMANIA	152	253	-39,9%	1.613	1.853	-13,0%
SLOVAKIA	235	186	26,3%	1.851	2.005	-7,7%
SLOVENIA ⁵	73	64	14,1%	616	627	-1,8%
SPAIN	668	729	-8,4%	6.497	7.610	-14,6%
SWEDEN	272	320	-15,0%	2.534	3.110	-18,5%
UNITED KINGDOM	2.065	1.564	32,0%	17.992	17.907	0,5%
EUROPEAN UNION¹	13.986	13.921	0,5%	132.896	144.562	-8,1%
EUROPEAN UNION (EU15)	11.460	11.351	1,0%	110.416	121.885	-9,4%
EU (New Members)	2.526	2.570	-1,7%	22.480	22.677	-0,9%
ICELAND	3	3	0,0%	33	42	-21,4%
NORWAY ⁵	256	291	-12,0%	2.413	2.575	-6,3%
SWITZERLAND ³	242	276	-12,3%	1.927	2.120	-9,1%
EFTA	501	570	-12,1%	4.373	4.737	-7,7%
TOTAL EUROPE (EU+EFTA)	14.487	14.491	0,0%	137.269	149.299	-8,1%
EU15+EFTA	11.961	11.921	0,3%	114.789	126.622	-9,3%

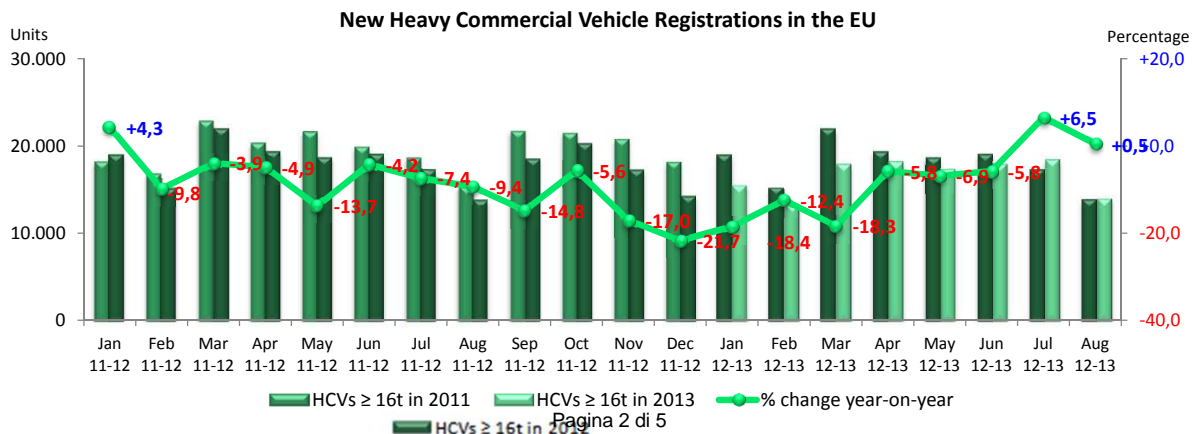
(¹) EU27; data for Malta and Bulgaria currently not available.

(²) Excluding Buses and Coaches

(³) CV ≥ 18t

(⁴) ANFIA estimate, based on data of the Italian Ministry of Transport

(⁵) estimates





Press Release

ACEA

Association des
Constructeurs
Européens
d'Automobiles

Av. des Nerviens 85
B-1040 Bruxelles

Tel (32 2) 732 55 50
Fax (32 2) 738 73 10
(32 2) 738 73 11

PROVISIONAL

EU¹ + EFTA COUNTRIES REGISTRATION FIGURES BY MARKET NEW MEDIUM & HEAVY COMMERCIAL VEHICLES over 3.5t²

27/9/13

	August '13	August '12	% Change	Jan-Aug '13	Jan-Aug '12	% Change
AUSTRIA	472	435	8,5%	4.476	4.701	-4,8%
BELGIUM	448	535	-16,3%	4.840	6.099	-20,6%
BULGARIA	n.a.	n.a.	n.a.	n.a.	n.a.	n.a.
CYPRUS	1	8	-87,5%	53	67	-20,9%
CZECH REPUBLIC	454	463	-1,9%	4.777	4.427	7,9%
DENMARK	290	346	-16,2%	2.178	2.684	-18,9%
ESTONIA	59	35	68,6%	535	401	33,4%
FINLAND	218	249	-12,4%	2.077	2.233	-7,0%
FRANCE	1.938	2.111	-8,2%	27.963	31.466	-11,1%
GERMANY	6.271	6.627	-5,4%	54.015	59.990	-10,0%
GREECE	32	15	113,3%	186	135	37,8%
HUNGARY	268	324	-17,3%	2.682	2.822	-5,0%
IRELAND	167	90	85,6%	1.088	925	17,6%
ITALY ⁴	930	1.098	-15,3%	8.288	9.912	-16,4%
LATVIA	79	117	-32,5%	815	959	-15,0%
LITHUANIA ³	245	163	50,3%	1.953	1.851	5,5%
LUXEMBURG	77	42	83,3%	590	694	-15,0%
NETHERLANDS	858	876	-2,1%	7.327	7.986	-8,3%
POLAND	1.269	1.404	-9,6%	10.733	10.601	1,2%
PORTUGAL	141	122	15,6%	1.133	1.124	0,8%
ROMANIA	175	264	-33,7%	1.762	2.011	-12,4%
SLOVAKIA	273	237	15,2%	2.116	2.356	-10,2%
SLOVENIA ³	80	75	6,7%	688	741	-7,2%
SPAIN	702	753	-6,8%	6.818	7.968	-14,4%
SWEDEN	299	364	-17,9%	2.859	3.540	-19,2%
UNITED KINGDOM	2.903	2.284	27,1%	26.236	27.142	-3,3%
EUROPEAN UNION¹	18.649	19.037	-2,0%	176.188	192.835	-8,6%
EUROPEAN UNION (EU15)	15.746	15.947	-1,3%	150.074	166.599	-9,9%
EU (New Members)	2.903	3.090	-6,1%	26.114	26.236	-0,5%
ICELAND	5	4	25,0%	58	51	13,7%
NORWAY	430	433	-0,7%	3.855	3.952	-2,5%
SWITZERLAND	298	362	-17,7%	2.431	2.793	-13,0%
EFTA	733	799	-8,3%	6.344	6.796	-6,7%
TOTAL EUROPE (EU+EFTA)	19.382	19.836	-2,3%	182.532	199.631	-8,6%
EU15+EFTA	16.479	16.746	-1,6%	156.418	173.395	-9,8%

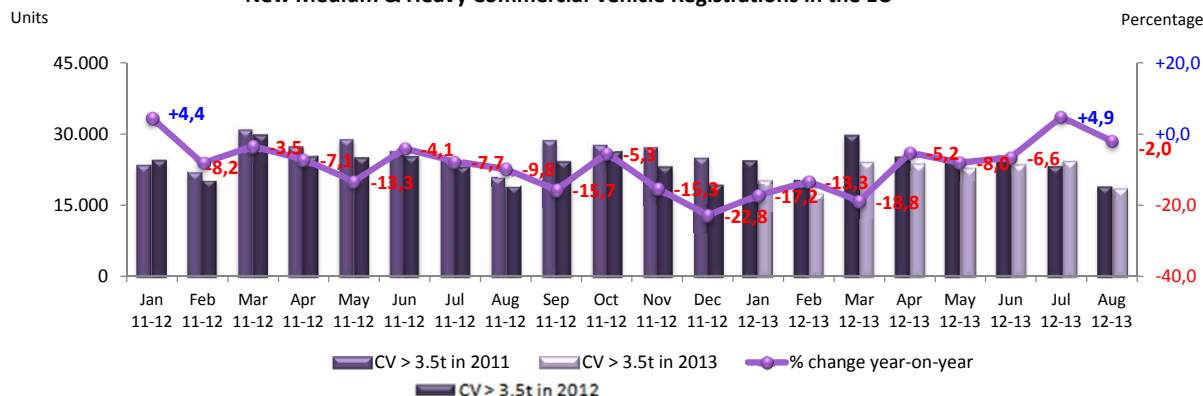
(¹) EU27; data for Malta and Bulgaria currently not available.

(²) Excluding Buses and Coaches

(³) estimates

(⁴) ANFIA estimate, based on data of the Italian Ministry of Transport

New Medium & Heavy Commercial Vehicle Registrations in the EU





ACEA

Association des
Constructeurs
Européens
d'Automobiles

Av. des Nerviens 85
B-1040 Bruxelles

Tel (32 2) 732 55 50
Fax (32 2) 738 73 10
(32 2) 738 73 11

Press Release

PROVISIONAL

EU' + EFTA COUNTRIES REGISTRATION FIGURES BY MARKET NEW MEDIUM & HEAVY BUSES & COACHES over 3.5t

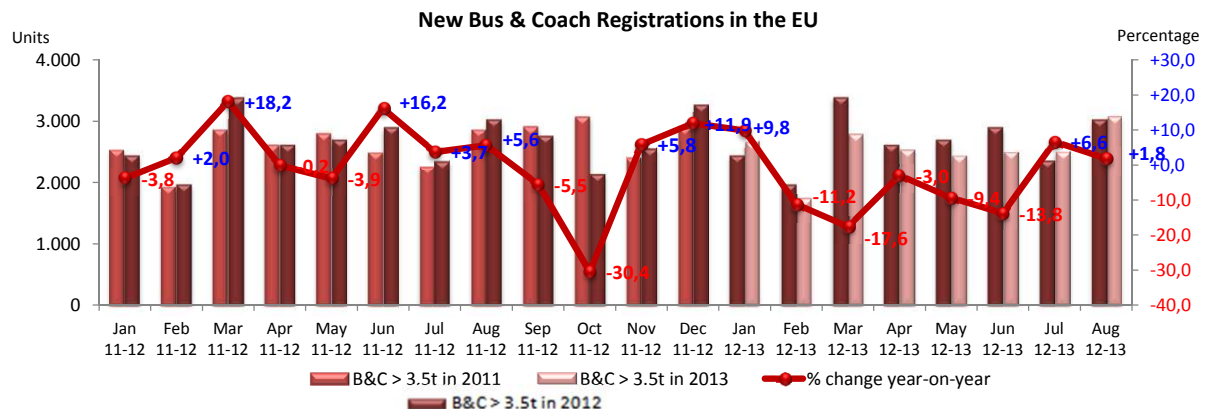
27/9/13

	August '13	August '12	% Change	Jan-Aug '13	Jan-Aug '12	% Change
AUSTRIA	52	49	6,1%	394	477	-17,4%
BELGIUM	89	91	-2,2%	530	562	-5,7%
BULGARIA	n.a.	n.a.	n.a.	n.a.	n.a.	n.a.
CYPRUS	n.a.	n.a.	n.a.	n.a.	n.a.	n.a.
CZECH REPUBLIC	55	53	3,8%	484	472	2,5%
DENMARK	50	43	16,3%	256	316	-19,0%
ESTONIA	7	23	-69,6%	64	111	-42,3%
FINLAND	41	147	-72,1%	245	370	-33,8%
FRANCE	1.252	1.174	6,6%	4.474	4.144	8,0%
GERMANY	422	405	4,2%	3.147	3.172	-0,8%
GREECE	4	6	-33,3%	66	107	-38,3%
HUNGARY	23	0	#DIV/0!	264	33	700,0%
IRELAND	30	22	36,4%	122	169	-27,8%
ITALY ³	105	104	1,0%	1.407	1.485	-5,3%
LATVIA	27	8	237,5%	154	57	170,2%
LITHUANIA ²	50	37	35,1%	140	108	29,6%
LUXEMBURG	12	6	100,0%	119	119	0,0%
NETHERLANDS	9	20	-55,0%	318	252	26,2%
POLAND	108	65	66,2%	783	864	-9,4%
PORTUGAL	5	1	400,0%	128	179	-28,5%
ROMANIA	34	82	-58,5%	601	569	5,6%
SLOVAKIA	11	24	-54,2%	162	179	-9,5%
SLOVENIA ²	5	14	-64,3%	84	67	25,4%
SPAIN	55	43	27,9%	1.002	1.105	-9,3%
SWEDEN	194	328	-40,9%	905	1.122	-19,3%
UNITED KINGDOM	435	276	57,6%	4.432	5.324	-16,8%
EUROPEAN UNION¹	3.075	3.021	1,8%	20.281	21.363	-5,1%
EUROPEAN UNION (EU15)	2.755	2.715	1,5%	17.545	18.903	-7,2%
EU (New Members)	320	306	4,6%	2.736	2.460	11,2%
ICELAND	8	7	14,3%	68	60	13,3%
NORWAY	231	65	255,4%	884	930	-4,9%
SWITZERLAND	62	48	29,2%	339	344	-1,5%
EFTA	301	120	150,8%	1.291	1.334	-3,2%
TOTAL EUROPE (EU+EFTA)	3.376	3.141	7,5%	21.572	22.697	-5,0%
EU15+EFTA	3.056	2.835	7,8%	18.836	20.237	-6,9%

(¹) EU27; data for Bulgaria, Malta and Cyprus currently not available.

(²) estimates

(³) ANFIA estimate, based on data of the Italian Ministry of Transport





ACEA

Association des
Constructeurs
Européens
d'Automobiles

Av. des Nerviens 85
B-1040 Bruxelles

Tel (32 2) 732 55 50
Fax (32 2) 738 73 10
(32 2) 738 73 11

Press Release

PROVISIONAL EU¹ + EFTA COUNTRIES REGISTRATION FIGURES BY MARKET TOTAL NEW COMMERCIAL VEHICLES

27/9/13

	August '13	August '12	% Change	Jan-Aug '13	Jan-Aug '12	% Change
AUSTRIA	2.929	2.881	1,7%	25.474	27.210	-6,4%
BELGIUM	3.612	4.409	-18,1%	43.743	45.547	-4,0%
BULGARIA ⁴	238	331	-28,1%	2.243	1.769	26,8%
CYPRUS ⁵	72	67	7,5%	650	974	-33,3%
CZECH REPUBLIC	1.559	1.394	11,8%	12.380	12.200	1,5%
DENMARK	2.416	2.490	-3,0%	17.661	18.637	-5,2%
ESTONIA	281	220	27,7%	2.449	1.872	30,8%
FINLAND	1.047	1.301	-19,5%	9.276	10.845	-14,5%
FRANCE	21.076	22.269	-5,4%	268.457	290.489	-7,6%
GERMANY	21.835	23.858	-8,5%	191.412	208.406	-8,2%
GREECE	281	246	14,2%	2.593	2.613	-0,8%
HUNGARY	1.292	1.244	3,9%	9.496	10.092	-5,9%
IRELAND	1.015	821	23,6%	10.258	10.342	-0,8%
ITALY ²	4.935	6.131	-19,5%	73.038	89.610	-18,5%
LATVIA	265	303	-12,5%	2.255	2.515	-10,3%
LITHUANIA	396	320	23,8%	3.185	2.972	7,2%
LUXEMBURG	316	306	3,3%	2.763	3.143	-12,1%
NETHERLANDS	4.279	5.249	-18,5%	43.521	50.789	-14,3%
POLAND	4.238	4.227	0,3%	37.460	37.473	0,0%
PORTUGAL	1.001	909	10,1%	10.938	11.036	-0,9%
ROMANIA	741	1.481	-50,0%	7.715	9.286	-16,9%
SLOVAKIA	660	653	1,1%	5.563	5.768	-3,6%
SLOVENIA	556	483	15,1%	5.144	5.061	1,6%
SPAIN	5.964	5.406	10,3%	62.497	62.839	-0,5%
SWEDEN	3.614	3.924	-7,9%	27.282	30.337	-10,1%
UNITED KINGDOM	13.682	11.868	15,3%	192.606	180.473	6,7%
EUROPEAN UNION¹	98.300	102.791	-4,4%	1.070.059	1.132.298	-5,5%
EUROPEAN UNION (EU15)	88.002	92.068	-4,4%	981.519	1.042.316	-5,8%
EU (New Members)	10.298	10.723	-4,0%	88.540	89.982	-1,6%
ICELAND	59	55	7,3%	520	388	34,0%
NORWAY	3.262	3.581	-8,9%	25.181	25.994	-3,1%
SWITZERLAND	2.428	2.696	-9,9%	22.430	24.201	-7,3%
EFTA	5.749	6.332	-9,2%	48.131	50.583	-4,8%
TOTAL EUROPE (EU+EFTA)	104.049	109.123	-4,6%	1.118.190	1.182.881	-5,5%
EU15+EFTA	93.751	98.400	-4,7%	1.029.650	1.092.899	-5,8%

(¹) EU27; data for Malta currently not available.

(²) ANFIA estimate, based on data of the Italian Ministry of Transport

(³) estimates

(⁴) data for MCV+HCV and MBC+HBC n.a.

(⁵) data for B&C n.a.

