



ACEA

Association des
Constructeurs
Européens
d'Automobiles

Av. des Nerviens 85
B-1040 Bruxelles

Tel (32 2) 732 55 50
Fax (32 2) 738 73 10
(32 2) 738 73 11

Press Release

PROVISIONAL

EU¹ + EFTA COUNTRIES REGISTRATION FIGURES BY MARKET NEW HEAVY COMMERCIAL VEHICLES OF 16t and over²

19/12/13

	November '13	November '12	% Change	Jan-Nov '13	Jan-Nov '12	% Change
AUSTRIA	598	417	43,4%	6.001	5.750	4,4%
BELGIUM	619	347	78,4%	5.645	6.499	-13,1%
BULGARIA	n.a.	n.a.	n.a.	n.a.	n.a.	n.a.
CYPRUS	0	1	-100,0%	25	52	-51,9%
CZECH REPUBLIC ³	816	509	60,3%	5.996	5.223	14,8%
DENMARK	387	227	70,5%	3.022	3.145	-3,9%
ESTONIA	93	74	25,7%	738	595	24,0%
FINLAND	184	167	10,2%	2.294	2.255	1,7%
FRANCE	3.394	2.952	15,0%	33.162	34.728	-4,5%
GERMANY	4.898	4.072	20,3%	48.307	51.147	-5,6%
GREECE	8	5	60,0%	144	102	41,2%
HUNGARY	627	332	88,9%	3.798	3.519	7,9%
IRELAND	67	23	191,3%	1.256	910	38,0%
ITALY ⁴	832	679	22,5%	8.354	9.343	-10,6%
LATVIA	125	71	76,1%	1.208	1.449	-16,6%
LITHUANIA ⁵	182	159	14,5%	2.741	2.536	8,1%
LUXEMBURG ⁵	74	62	19,4%	760	825	-7,9%
NETHERLANDS	964	715	34,8%	8.922	9.421	-5,3%
POLAND	1.723	1.337	28,9%	14.451	13.079	10,5%
PORTUGAL	200	169	18,3%	1.541	1.451	6,2%
ROMANIA	291	221	31,7%	2.634	2.477	6,3%
SLOVAKIA	439	173	153,8%	2.894	2.783	4,0%
SLOVENIA ⁵	111	88	26,1%	893	902	-1,0%
SPAIN	1.611	1.139	41,4%	9.717	9.957	-2,4%
SWEDEN	436	480	-9,2%	3.717	4.483	-17,1%
UNITED KINGDOM	3.804	2.775	37,1%	29.685	26.388	12,5%
EUROPEAN UNION¹	22.483	17.194	30,8%	197.905	199.019	-0,6%
EUROPEAN UNION (EU15)	18.076	14.229	27,0%	162.527	166.404	-2,3%
EU (New Members)	4.407	2.965	48,6%	35.378	32.615	8,5%
ICELAND	5	4	25,0%	47	56	-16,1%
NORWAY ⁵	379	397	-4,5%	3.549	3.766	-5,8%
SWITZERLAND ³	247	192	28,6%	2.612	2.768	-5,6%
EFTA	631	593	6,4%	6.208	6.590	-5,8%
TOTAL EUROPE (EU+EFTA)	23.114	17.787	29,9%	204.113	205.609	-0,7%
EU15+EFTA	18.707	14.822	26,2%	168.735	172.994	-2,5%

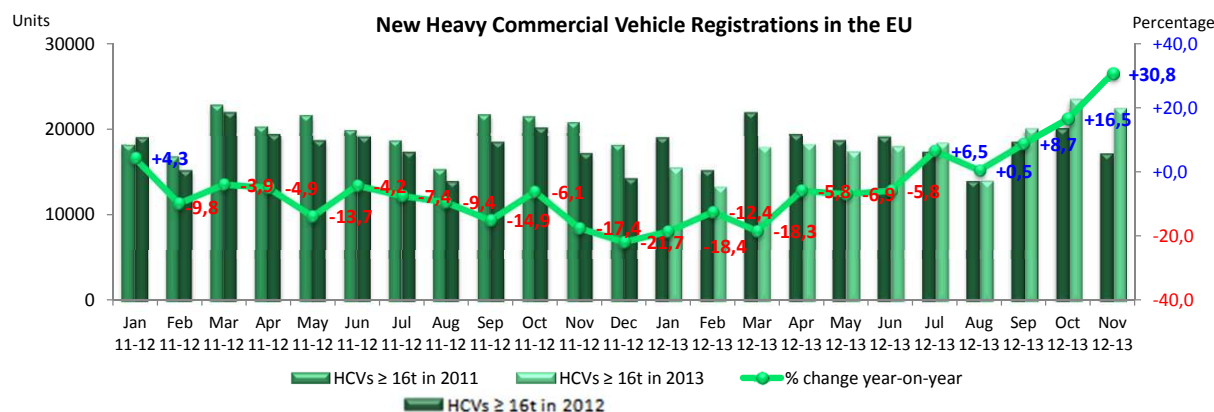
(¹) EU27; data for Malta and Bulgaria currently not available.

(²) Excluding Buses and Coaches

(³) CV ≥ 18t

(⁴) ANFIA estimate, based on data of the Italian Ministry of Transport

(⁵) estimates





ACEA

Association des
Constructeurs
Européens
d'Automobiles

Av. des Nerviens 85
B-1040 Bruxelles

Tel (32 2) 732 55 50
Fax (32 2) 738 73 10
(32 2) 738 73 11

Press Release

PROVISIONAL

EU¹ + EFTA COUNTRIES REGISTRATION FIGURES BY MARKET NEW MEDIUM & HEAVY COMMERCIAL VEHICLES over 3.5t²

19/12/13

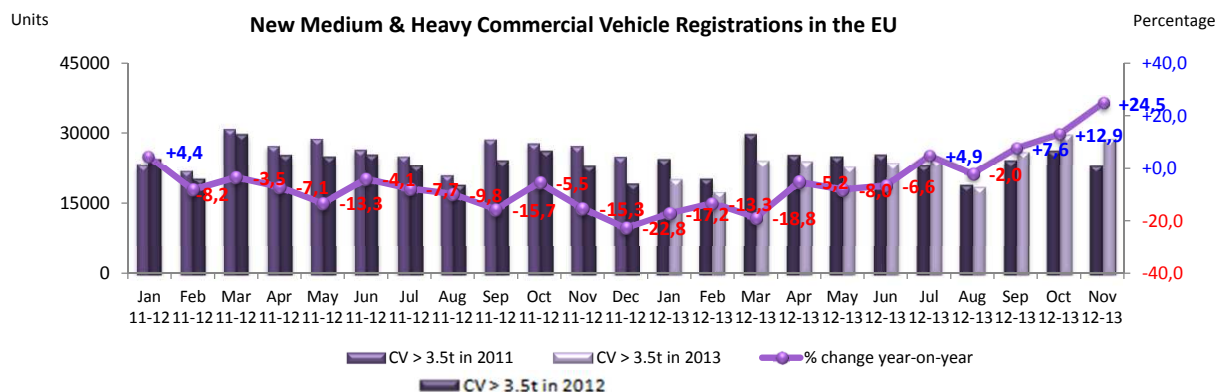
	November '13	November '12	% Change	Jan-Nov '13	Jan-Nov '12	% Change
AUSTRIA	661	468	41,2%	6.558	6.250	4,9%
BELGIUM	722	438	64,8%	6.994	8.140	-14,1%
BULGARIA	n.a.	n.a.	n.a.	n.a.	n.a.	n.a.
CYPRUS	4	1	300,0%	59	70	-15,7%
CZECH REPUBLIC	986	676	45,9%	7.466	6.704	11,4%
DENMARK	429	262	63,7%	3.386	3.484	-2,8%
ESTONIA	94	75	25,3%	793	658	20,5%
FINLAND	247	245	0,8%	3.011	3.051	-1,3%
FRANCE	3.977	3.498	13,7%	39.834	42.308	-5,8%
GERMANY	7.847	6.985	12,3%	76.823	81.634	-5,9%
GREECE	16	30	-46,7%	293	199	47,2%
HUNGARY	643	361	78,1%	4.157	3.867	7,5%
IRELAND	76	35	117,1%	1.501	1.106	35,7%
ITALY ⁴	1.066	938	13,6%	11.098	12.942	-14,2%
LATVIA	138	73	89,0%	1.286	1.541	-16,5%
LITHUANIA ³	194	171	13,5%	2.914	2.625	11,0%
LUXEMBURG	81	71	14,1%	847	917	-7,6%
NETHERLANDS	1.087	828	31,3%	10.340	10.775	-4,0%
POLAND	2.013	1.610	25,0%	16.757	15.209	10,2%
PORTUGAL	219	208	5,3%	1.829	1.756	4,2%
ROMANIA	312	239	30,5%	2.833	2.693	5,2%
SLOVAKIA	470	205	129,3%	3.322	3.305	0,5%
SLOVENIA ³	123	97	26,8%	1.007	1.048	-3,9%
SPAIN	1.752	1.341	30,6%	11.653	12.132	-3,9%
SWEDEN	488	560	-12,9%	4.199	5.131	-18,2%
UNITED KINGDOM	5.142	3.704	38,8%	41.902	38.822	7,9%
EUROPEAN UNION¹	28.787	23.119	24,5%	260.862	266.367	-2,1%
EUROPEAN UNION (EU15)	23.810	19.611	21,4%	220.268	228.647	-3,7%
EU (New Members)	4.977	3.508	41,9%	40.594	37.720	7,6%
ICELAND	9	4	125,0%	81	77	5,2%
NORWAY	460	486	-5,3%	5.210	5.478	-4,9%
SWITZERLAND	334	276	21,0%	3.360	3.670	-8,4%
EFTA	803	766	4,8%	8.651	9.225	-6,2%
TOTAL EUROPE (EU+EFTA)	29.590	23.885	23,9%	269.513	275.592	-2,2%
EU15+EFTA	24.613	20.377	20,8%	228.919	237.872	-3,8%

(¹) EU27; data for Malta and Bulgaria currently not available.

(²) Excluding Buses and Coaches

(³) estimates

(⁴) ANFIA estimate, based on data of the Italian Ministry of Transport





ACEA

Association des
Constructeurs
Européens
d'Automobiles

Av. des Nerviens 85
B-1040 Bruxelles

Tel (32 2) 732 55 50
Fax (32 2) 738 73 10
(32 2) 738 73 11

Press Release

PROVISIONAL

EU¹ + EFTA COUNTRIES REGISTRATION FIGURES BY MARKET NEW MEDIUM & HEAVY BUSES & COACHES over 3.5t

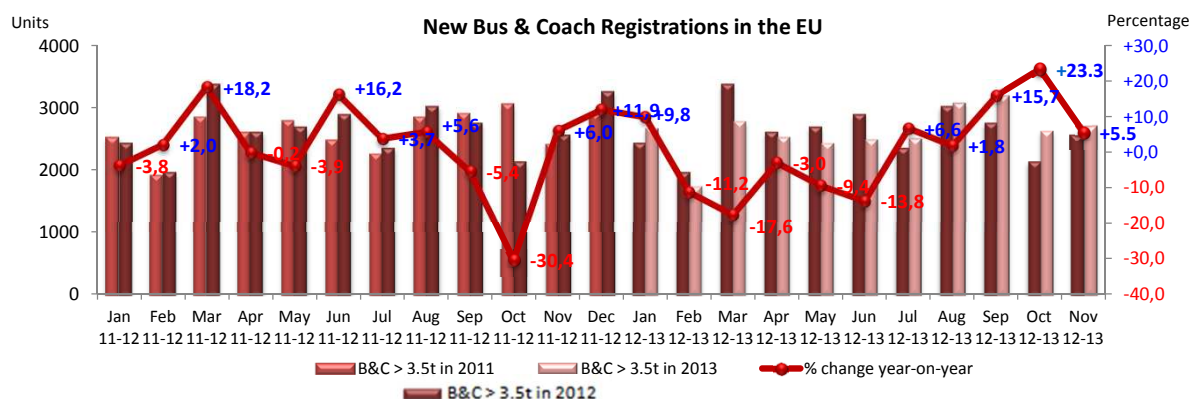
19/12/13

	November '13	November '12	% Change	Jan-Nov '13	Jan-Nov '12	% Change
AUSTRIA	55	42	31,0%	550	626	-12,1%
BELGIUM	61	25	144,0%	714	676	5,6%
BULGARIA	n.a.	n.a.	n.a.	n.a.	n.a.	n.a.
CYPRUS	n.a.	n.a.	n.a.	n.a.	n.a.	n.a.
CZECH REPUBLIC	108	82	31,7%	758	655	15,7%
DENMARK	26	63	-58,7%	342	485	-29,5%
ESTONIA	10	1	900,0%	119	115	3,5%
FINLAND	26	28	-7,1%	318	445	-28,5%
FRANCE	529	486	8,8%	6.214	5.665	9,7%
GERMANY	565	577	-2,1%	4.737	4.435	6,8%
GREECE	9	0		90	115	-21,7%
HUNGARY	54	6	800,0%	335	45	644,4%
IRELAND	0	0		163	236	-30,9%
ITALY ³	192	177	8,5%	2.112	2.049	3,1%
LATVIA	18	6	200,0%	196	83	136,1%
LITHUANIA ²	25	20	25,0%	185	139	33,1%
LUXEMBURG	19	21	-9,5%	146	156	-6,4%
NETHERLANDS	51	42	21,4%	379	310	22,3%
POLAND	133	150	-11,3%	1.062	1.167	-9,0%
PORTUGAL	3	3	0,0%	148	215	-31,2%
ROMANIA	60	202	-70,3%	831	991	-16,1%
SLOVAKIA	29	46	-37,0%	220	262	-16,0%
SLOVENIA ²	18	2	800,0%	137	86	59,3%
SPAIN	117	90	30,0%	1.508	1.567	-3,8%
SWEDEN	56	103	-45,6%	1.159	1.416	-18,1%
UNITED KINGDOM	544	394	38,1%	6.384	6.880	-7,2%
EUROPEAN UNION¹	2.708	2.566	5,5%	28.807	28.819	0,0%
EUROPEAN UNION (EU15)	2.253	2.051	9,8%	24.964	25.276	-1,2%
EU (New Members)	455	515	-11,7%	3.843	3.543	8,5%
ICELAND	1	5	-80,0%	72	68	5,9%
NORWAY	48	42	14,3%	1.090	1.174	-7,2%
SWITZERLAND	53	58	-8,6%	486	464	4,7%
EFTA	102	105	-2,9%	1.648	1.706	-3,4%
TOTAL EUROPE (EU+EFTA)	2.810	2.671	5,2%	30.455	30.525	-0,2%
EU15+EFTA	2.355	2.156	9,2%	26.612	26.982	-1,4%

(¹) EU27; data for Bulgaria, Malta and Cyprus currently not available.

(²) estimates

(³) ANFIA estimate, based on data of the Italian Ministry of Transport





ACEA

Association des
Constructeurs
Européens
d'Automobiles

Av. des Nerviens 85
B-1040 Bruxelles

Tel (32 2) 732 55 50
Fax (32 2) 738 73 10
(32 2) 738 73 11

Press Release

PROVISIONAL EU' + EFTA COUNTRIES REGISTRATION FIGURES BY MARKET TOTAL NEW COMMERCIAL VEHICLES

19/12/13

	November '13	November '12	% Change	Jan-Nov '13	Jan-Nov '12	% Change
AUSTRIA	3.095	2.992	3,4%	35.441	36.341	-2,5%
BELGIUM	4.508	4.556	-1,1%	58.054	60.638	-4,3%
BULGARIA ⁴	346	341	1,5%	3.169	2.860	10,8%
CYPRUS ⁵	85	98	-13,3%	897	1.272	-29,5%
CZECH REPUBLIC	2.148	2.079	3,3%	18.719	18.018	3,9%
DENMARK	2.670	2.563	4,2%	25.233	25.708	-1,8%
ESTONIA	363	320	13,4%	3.450	2.737	26,1%
FINLAND	1.059	1.078	-1,8%	12.917	14.231	-9,2%
FRANCE	34.205	34.978	-2,2%	376.912	398.657	-5,5%
GERMANY	31.036	28.212	10,0%	275.791	288.274	-4,3%
GREECE	362	350	3,4%	3.597	3.571	0,7%
HUNGARY	2.186	1.320	65,6%	14.405	13.781	4,5%
IRELAND	459	320	43,4%	12.674	12.082	4,9%
ITALY ²	10.658	10.539	1,1%	103.605	120.766	-14,2%
LATVIA	399	277	44,0%	3.467	3.683	-5,9%
LITHUANIA	423	336	25,9%	4.675	4.118	13,5%
LUXEMBURG	375	334	12,3%	3.936	4.151	-5,2%
NETHERLANDS	5.355	4.956	8,1%	58.669	66.085	-11,2%
POLAND	6.112	5.506	11,0%	55.444	52.092	6,4%
PORTUGAL	2.164	1.717	26,0%	16.533	15.608	5,9%
ROMANIA	1.157	1.141	1,4%	11.349	12.520	-9,4%
SLOVAKIA	895	702	27,5%	8.164	8.235	-0,9%
SLOVENIA	863	675	27,9%	7.358	6.993	5,2%
SPAIN	9.455	7.502	26,0%	90.151	84.796	6,3%
SWEDEN	3.728	4.075	-8,5%	38.836	42.510	-8,6%
UNITED KINGDOM	28.333	23.073	22,8%	298.410	269.538	10,7%
EUROPEAN UNION¹	152.439	140.040	8,9%	1.541.856	1.569.265	-1,7%
EUROPEAN UNION (EU15)	137.462	127.245	8,0%	1.410.759	1.442.956	-2,2%
EU (New Members)	14.977	12.795	17,1%	131.097	126.309	3,8%
ICELAND	45	52	-13,5%	685	541	26,6%
NORWAY	2.823	3.213	-12,1%	33.949	35.891	-5,4%
SWITZERLAND	2.999	3.016	-0,6%	30.857	32.870	-6,1%
EFTA	5.867	6.281	-6,6%	65.491	69.302	-5,5%
TOTAL EUROPE (EU+EFTA)	158.306	146.321	8,2%	1.607.347	1.638.567	-1,9%
EU15+EFTA	143.329	133.526	7,3%	1.476.250	1.512.258	-2,4%

(¹) EU27; data for Malta currently not available.

(²) ANFIA estimate, based on data of the Italian Ministry of Transport

(³) estimates

(⁴) data for MCV+HCV and MBC+HBC n.a.

(⁵) data for B&C n.a.

