



ACEA

Association des
Constructeurs
Européens
d'Automobiles

Av. des Nerviers 85
B-1040 Bruxelles

Tel (32 2) 732 55 50
Fax (32 2) 738 73 10
(32 2) 738 73 11

Press Release

PROVISIONAL

EU¹ COUNTRIES REGISTRATION FIGURES BY MARKET NEW LIGHT COMMERCIAL VEHICLES up to 3.5t²

29/1/14

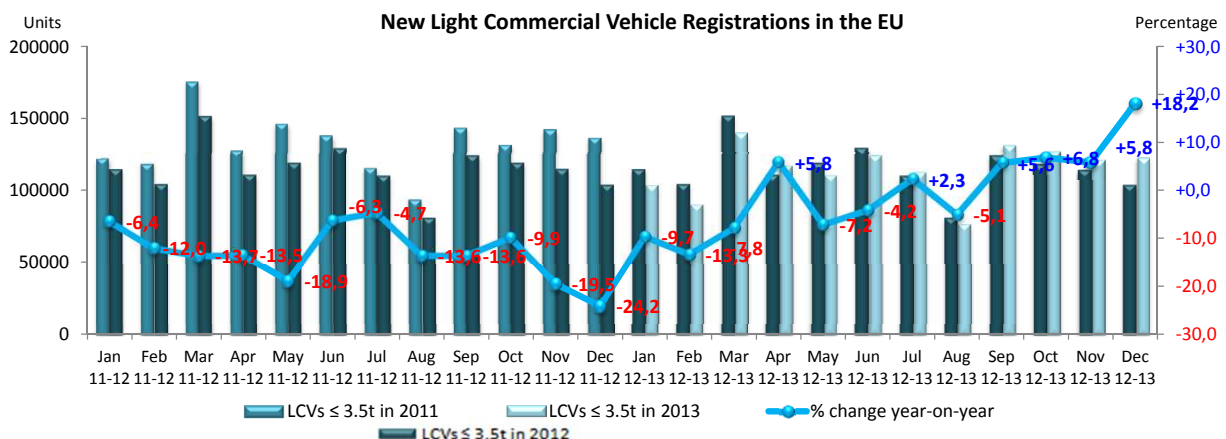
	December '13	December '12	% Change	Jan-Dec '13	Jan-Dec '12	% Change
AUSTRIA	2.368	2.043	15,9%	30.701	31.508	-2,6%
BELGIUM	3.073	2.786	10,3%	53.419	54.608	-2,2%
BULGARIA ⁴	445	491	-9,4%	3.614	3.351	7,8%
CYPRUS	71	91	-22,0%	909	1.293	-29,7%
CZECH REPUBLIC	1.174	1.162	1,0%	11.669	11.821	-1,3%
DENMARK	2.534	2.372	6,8%	24.039	24.111	-0,3%
ESTONIA	164	175	-6,3%	2.702	2.139	26,3%
FINLAND	817	734	11,3%	10.405	11.469	-9,3%
FRANCE	34.126	30.554	11,7%	364.989	381.238	-4,3%
GERMANY	18.460	17.217	7,2%	212.691	219.422	-3,1%
GREECE	217	450	-51,8%	3.431	3.707	-7,4%
HUNGARY	1.504	1.031	45,9%	11.418	10.900	4,8%
IRELAND	67	65	3,1%	11.076	10.804	2,5%
ITALY ³	10.500	9.617	9,2%	100.989	115.392	-12,5%
LATVIA	189	178	6,2%	2.174	2.237	-2,8%
LITHUANIA	247	244	1,2%	1.823	1.598	14,1%
LUXEMBURG	199	184	8,2%	3.142	3.262	-3,7%
NETHERLANDS	2.632	1.518	73,4%	50.582	56.518	-10,5%
POLAND	4.557	3.667	24,3%	42.182	39.383	7,1%
PORTUGAL	3.670	2.374	54,6%	18.202	16.011	13,7%
ROMANIA	996	553	80,1%	8.681	9.389	-7,5%
SLOVAKIA	453	435	4,1%	5.075	5.103	-0,5%
SLOVENIA	513	553	-7,2%	6.727	6.412	4,9%
SPAIN	8.474	5.833	45,3%	85.463	76.930	11,1%
SWEDEN	3.864	3.340	15,7%	37.342	39.303	-5,0%
UNITED KINGDOM	20.949	15.805	32,5%	271.073	239.641	13,1%
EUROPEAN UNION¹	122.263	103.472	18,2%	1.374.518	1.377.550	-0,2%
EU 15	111.950	94.892	18,0%	1.277.544	1.283.924	-0,5%
EU 10	10.313	8.580	20,2%	96.974	93.626	3,6%
ICELAND	52	48	8,3%	584	444	31,5%
NORWAY	3.210	2.611	22,9%	30.859	31.850	-3,1%
SWITZERLAND	2.231	2.186	2,1%	29.242	30.922	-5,4%
EFTA	5.493	4.845	13,4%	60.685	63.216	-4,0%
EU27 + EFTA	127.756	108.317	17,9%	1.435.203	1.440.766	-0,4%
EU15 + EFTA	117.443	99.737	17,8%	1.338.229	1.347.140	-0,7%

(¹) EU27: data for Malta currently not available.

(²) ANFIA estimate

(*) including Buses & Coaches

(⁴) estimate





ACEA
Association des
Constructeurs
Européens
d'Automobiles

Av. des Nerviens 85
B-1040 Bruxelles

Tel (32 2) 732 55 50
Fax (32 2) 738 73 10
(32 2) 738 73 11

Press Release

PROVISIONAL

EU¹ + EFTA COUNTRIES REGISTRATION FIGURES BY MARKET NEW HEAVY COMMERCIAL VEHICLES OF 16t and over²

29/1/14

	December '13	December '12	% Change	Jan-Dec '13	Jan-Dec '12	% Change
AUSTRIA	844	282	199,3%	6.845	6.032	13,5%
BELGIUM	576	260	121,5%	6.221	6.759	-8,0%
BULGARIA	n.a.	n.a.	n.a.	n.a.	n.a.	n.a.
CYPRUS	0	2	-100,0%	25	54	-53,7%
CZECH REPUBLIC ³	949	362	162,2%	6.945	5.585	24,4%
DENMARK	844	231	265,4%	3.866	3.377	14,5%
ESTONIA	60	64	-6,3%	798	659	21,1%
FINLAND	426	142	200,0%	2.720	2.397	13,5%
FRANCE	4.454	2.737	62,7%	37.626	37.465	0,4%
GERMANY	6.269	3.297	90,1%	54.576	54.444	0,2%
GREECE	18	2	800,0%	162	104	55,8%
HUNGARY	745	264	182,2%	4.543	3.783	20,1%
IRELAND	46	9	411,1%	1.302	919	41,7%
ITALY ⁴	1.272	576	120,8%	9.626	9.919	-3,0%
LATVIA	115	59	94,9%	1.323	1.508	-12,3%
LITHUANIA ⁵	387	113	242,5%	3.228	2.649	21,9%
LUXEMBURG ⁵	88	74	18,9%	848	899	-5,7%
NETHERLANDS	2.817	1.011	178,6%	11.739	10.432	12,5%
POLAND	2.282	966	136,2%	16.733	14.045	19,1%
PORTUGAL	417	98	325,5%	1.980	1.549	27,8%
ROMANIA	344	113	204,4%	2.978	2.590	15,0%
SLOVAKIA	475	154	208,4%	3.369	2.937	14,7%
SLOVENIA ⁵	118	37	218,9%	1.063	939	13,2%
SPAIN	1.274	525	142,7%	10.991	10.482	4,9%
SWEDEN	628	402	56,2%	4.345	4.885	-11,1%
UNITED KINGDOM	8.125	2.449	231,8%	37.810	28.837	31,1%
EUROPEAN UNION¹	33.573	14.229	135,9%	231.662	213.249	8,6%
EUROPEAN UNION (EU15)	28.098	12.095	132,3%	190.657	178.500	6,8%
EU (New Members)	5.475	2.134	156,6%	41.005	34.749	18,0%
ICELAND	6	5	20,0%	53	61	-13,1%
NORWAY ⁵	497	317	56,8%	4.046	4.083	-0,9%
SWITZERLAND ³	140	128	9,4%	2.752	2.896	-5,0%
EFTA	643	450	42,9%	6.851	7.040	-2,7%
TOTAL EUROPE (EU+EFTA)	34.216	14.679	133,1%	238.513	220.289	8,3%
EU15+EFTA	28.741	12.545	129,1%	197.508	185.540	6,5%

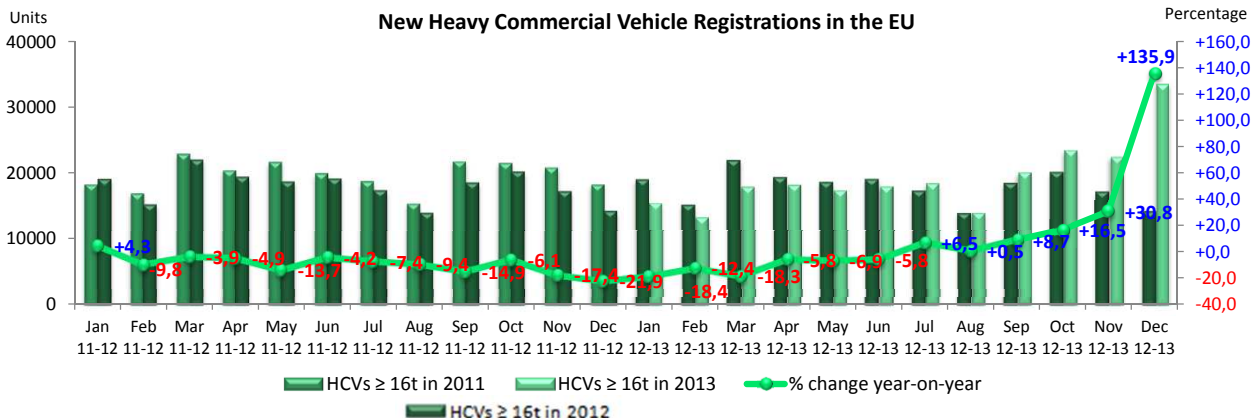
(¹) EU27; data for Malta and Bulgaria currently not available.

(²) Excluding Buses and Coaches

(³) CV ≥ 18t

(⁴) ANFIA estimate, based on data of the Italian Ministry of Transport

(⁵) estimates





ACEA

Association des
Constructeurs
Européens
d'Automobiles

Av. des Nerviens 85
B-1040 Bruxelles

Tel (32 2) 732 55 50
Fax (32 2) 738 73 10
(32 2) 738 73 11

Press Release

PROVISIONAL

EU¹ + EFTA COUNTRIES REGISTRATION FIGURES BY MARKET NEW MEDIUM & HEAVY COMMERCIAL VEHICLES over 3.5t²

29/1/14

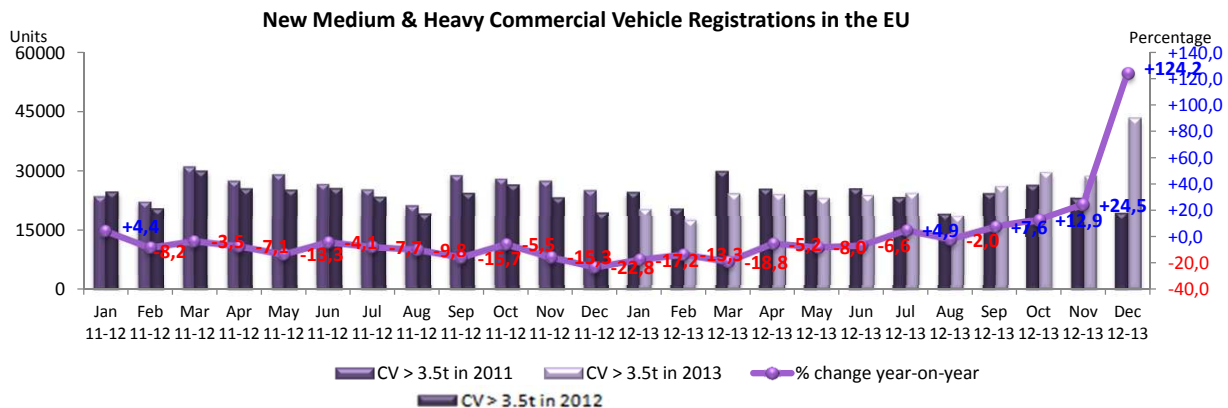
	December '13	December '12	% Change	Jan-Dec '13	Jan-Dec '12	% Change
AUSTRIA	885	339	161,1%	7.443	6.589	13,0%
BELGIUM	661	334	97,9%	7.655	8.474	-9,7%
BULGARIA	n.a.	n.a.	n.a.	n.a.	n.a.	n.a.
CYPRUS	3	18	-83,3%	62	88	-29,5%
CZECH REPUBLIC	1.177	530	122,1%	8.643	7.234	19,5%
DENMARK	924	286	223,1%	4.310	3.771	14,3%
ESTONIA	68	68	0,0%	861	726	18,6%
FINLAND	497	201	147,3%	3.508	3.252	7,9%
FRANCE	5.130	3.365	52,5%	44.965	45.673	-1,6%
GERMANY	9.949	5.303	87,6%	86.772	86.937	-0,2%
GREECE	52	12	333,3%	345	211	63,5%
HUNGARY	829	291	184,9%	4.986	4.158	19,9%
IRELAND	53	12	341,7%	1.554	1.118	39,0%
ITALY ⁴	1.498	799	87,5%	12.596	13.741	-8,3%
LATVIA	120	64	87,5%	1.406	1.589	-11,5%
LITHUANIA ³	407	134	203,7%	3.421	2.759	24,0%
LUXEMBURG	102	78	30,8%	949	995	-4,6%
NETHERLANDS	3.183	1.098	189,9%	13.523	11.873	13,9%
POLAND	2.958	1.221	142,3%	19.715	16.430	20,0%
PORTUGAL	517	136	280,1%	2.392	1.891	26,5%
ROMANIA	359	124	189,5%	3.192	2.817	13,3%
SLOVAKIA	534	205	160,5%	3.856	3.510	9,9%
SLOVENIA ³	138	49	181,6%	1.195	1.097	8,9%
SPAIN	1.483	699	112,2%	13.136	12.831	2,4%
SWEDEN	697	479	45,5%	4.896	5.610	-12,7%
UNITED KINGDOM	11.050	3.458	219,5%	52.952	42.280	25,2%
EUROPEAN UNION¹	43.274	19.303	124,2%	304.333	285.654	6,5%
EUROPEAN UNION (EU15)	36.681	16.599	121,0%	256.996	245.246	4,8%
EU (New Members)	6.593	2.704	143,8%	47.337	40.408	17,1%
ICELAND	10	10	0,0%	91	87	4,6%
NORWAY	563	383	47,0%	5.773	5.861	-1,5%
SWITZERLAND	209	183	14,2%	3.569	3.853	-7,4%
EFTA	782	576	35,8%	9.433	9.801	-3,8%
TOTAL EUROPE (EU+EFTA)	44.056	19.879	121,6%	313.766	295.455	6,2%
EU15+EFTA	37.463	17.175	118,1%	266.429	255.047	4,5%

(¹) EU27; data for Malta and Bulgaria currently not available.

(²) Excluding Buses and Coaches

(³) estimates

(⁴) ANFIA estimate, based on data of the Italian Ministry of Transport





ACEA

Association des
Constructeurs
Européens
d'Automobiles

Av. des Nerviens 85
B-1040 Bruxelles

Tel (32 2) 732 55 50
Fax (32 2) 738 73 10
(32 2) 738 73 11

Press Release

PROVISIONAL

EU¹ + EFTA COUNTRIES REGISTRATION FIGURES BY MARKET NEW MEDIUM & HEAVY BUSES & COACHES over 3.5t

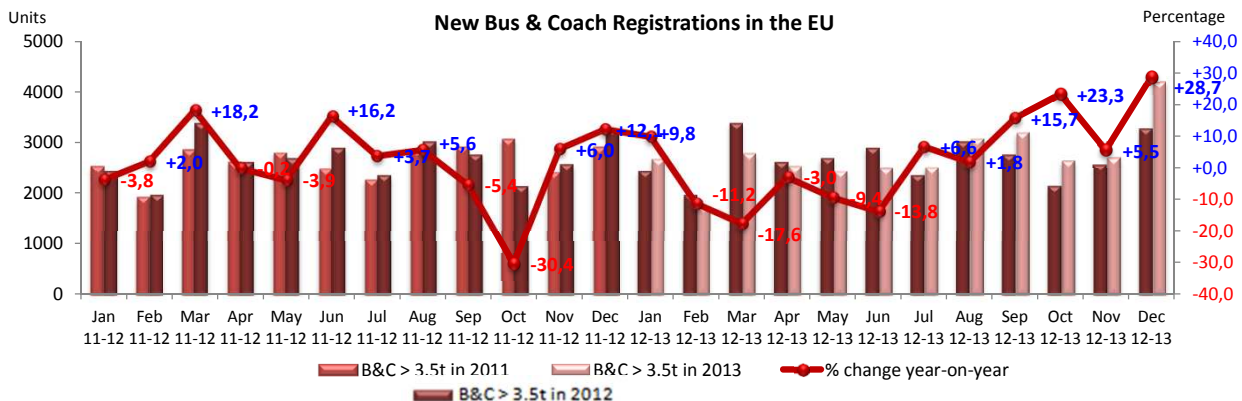
29/1/14

	December '13	December '12	% Change	Jan-Dec '13	Jan-Dec '12	% Change
AUSTRIA	163	96	69,8%	713	722	-1,2%
BELGIUM	51	25	104,0%	765	701	9,1%
BULGARIA	n.a.	n.a.	n.a.	n.a.	n.a.	n.a.
CYPRUS	n.a.	n.a.	n.a.	n.a.	n.a.	n.a.
CZECH REPUBLIC	133	76	75,0%	891	731	21,9%
DENMARK	59	22	168,2%	401	508	-21,1%
ESTONIA	7	1	600,0%	126	116	8,6%
FINLAND	70	90	-22,2%	388	535	-27,5%
FRANCE	749	397	88,7%	6.963	6.062	14,9%
GERMANY	1.087	704	54,4%	5.824	5.139	13,3%
GREECE	10	3	233,3%	100	118	-15,3%
HUNGARY	97	6	1516,7%	432	51	747,1%
IRELAND	0	0		163	236	-30,9%
ITALY ³	263	82	220,7%	2.375	2.131	11,5%
LATVIA	43	9	377,8%	239	93	157,0%
LITHUANIA ²	11	6	83,3%	176	145	21,4%
LUXEMBURG	25	3	733,3%	171	159	7,5%
NETHERLANDS	204	474	-57,0%	583	784	-25,6%
POLAND	323	104	210,6%	1.385	1.271	9,0%
PORTUGAL	14	8	75,0%	174	224	-22,3%
ROMANIA	34	472	-92,8%	865	1.463	-40,9%
SLOVAKIA	55	45	22,2%	275	307	-10,4%
SLOVENIA ²	30	6	400,0%	154	92	67,4%
SPAIN	141	74	90,5%	1.648	1.641	0,4%
SWEDEN	71	213	-66,7%	1.230	1.629	-24,5%
UNITED KINGDOM	567	353	60,6%	6.951	7.233	-3,9%
EUROPEAN UNION¹	4.207	3.269	28,7%	32.992	32.091	2,8%
EUROPEAN UNION (EU15)	3.474	2.544	36,6%	28.449	27.822	2,3%
EU (New Members)	733	725	1,1%	4.543	4.269	6,4%
ICELAND	1	1	0,0%	73	69	5,8%
NORWAY	169	57	196,5%	1.259	1.231	2,3%
SWITZERLAND	99	45	120,0%	585	509	14,9%
EFTA	269	103	161,2%	1.917	1.809	6,0%
TOTAL EUROPE (EU+EFTA)	4.476	3.372	32,7%	34.909	33.900	3,0%
EU15+EFTA	3.743	2.647	41,4%	30.366	29.631	2,5%

(¹) EU27; data for Bulgaria, Malta and Cyprus currently not available.

(²) estimates

(³) ANFIA estimate, based on data of the Italian Ministry of Transport





ACEA

Association des
Constructeurs
Européens
d'Automobiles

Av. des Nerviens 85
B-1040 Bruxelles

Tel (32 2) 732 55 50

Fax (32 2) 738 73 10

(32 2) 738 73 11

Press Release

PROVISIONAL

EU' + EFTA COUNTRIES REGISTRATION FIGURES BY MARKET TOTAL NEW COMMERCIAL VEHICLES

29/1/14

	December '13	December '12	% Change	Jan-Dec '13	Jan-Dec '12	% Change
AUSTRIA	3.416	2.478	37,9%	38.857	38.819	0,1%
BELGIUM	3.785	3.144	20,4%	61.839	63.782	-3,0%
BULGARIA ⁴	445	491	-9,4%	3.614	3.351	7,8%
CYPRUS ⁵	74	109	-32,1%	971	1.381	-29,7%
CZECH REPUBLIC	2.484	1.768	40,5%	21.203	19.786	7,2%
DENMARK	3.517	2.680	31,2%	28.750	28.390	1,3%
ESTONIA	239	244	-2,0%	3.689	2.981	23,8%
FINLAND	1.384	1.025	35,0%	14.301	15.256	-6,3%
FRANCE	40.005	34.316	16,6%	416.917	432.973	-3,7%
GERMANY	29.496	23.224	27,0%	305.287	311.498	-2,0%
GREECE	279	465	-40,0%	3.876	4.036	-4,0%
HUNGARY	2.430	1.328	83,0%	16.836	15.109	11,4%
IRELAND	120	77	55,8%	12.793	12.158	5,2%
ITALY ²	12.261	10.498	16,8%	115.960	131.264	-11,7%
LATVIA	352	251	40,2%	3.819	3.919	-2,6%
LITHUANIA	665	384	73,2%	5.420	4.502	20,4%
LUXEMBURG	326	265	23,0%	4.262	4.416	-3,5%
NETHERLANDS	6.019	3.090	94,8%	64.688	69.175	-6,5%
POLAND	7.838	4.992	57,0%	63.282	57.084	10,9%
PORTUGAL	4.201	2.518	66,8%	20.768	18.126	14,6%
ROMANIA	1.389	1.149	20,9%	12.738	13.669	-6,8%
SLOVAKIA	1.042	685	52,1%	9.206	8.920	3,2%
SLOVENIA	681	608	12,0%	8.076	7.601	6,2%
SPAIN	10.098	6.606	52,9%	100.247	91.402	9,7%
SWEDEN	4.632	4.032	14,9%	43.468	46.542	-6,6%
UNITED KINGDOM	32.566	19.616	66,0%	330.976	289.154	14,5%
EUROPEAN UNION¹	169.744	126.043	34,7%	1.711.843	1.695.294	1,0%
EUROPEAN UNION (EU15)	152.105	114.034	33,4%	1.562.989	1.556.991	0,4%
EU (New Members)	17.639	12.009	46,9%	148.854	138.303	7,6%
ICELAND	63	59	6,8%	748	600	24,7%
NORWAY	3.942	3.051	29,2%	37.891	38.942	-2,7%
SWITZERLAND	2.539	2.414	5,2%	33.396	35.284	-5,4%
EFTA	6.544	5.524	18,5%	72.035	74.826	-3,7%
TOTAL EUROPE (EU+EFTA)	176.288	131.567	34,0%	1.783.878	1.770.120	0,8%
EU15+EFTA	158.649	119.558	32,7%	1.635.024	1.631.817	0,2%

(¹) EU27; data for Malta currently not available.

(²) ANFIA estimate, based on data of the Italian Ministry of Transport

(³) estimates

(⁴) data for B&C n.a.

(⁵) data for MCV+HCV and MBC+HBC n.a.

