



ACEA

Association des
Constructeurs
Européens
d'Automobiles

Av. des Nerviers 85
B-1040 Bruxelles

Tel (32 2) 732 55 50
Fax (32 2) 738 73 10
(32 2) 738 73 11

Press Release

PROVISIONAL

EU¹ COUNTRIES REGISTRATION FIGURES BY MARKET NEW LIGHT COMMERCIAL VEHICLES up to 3.5t²

27/11/12

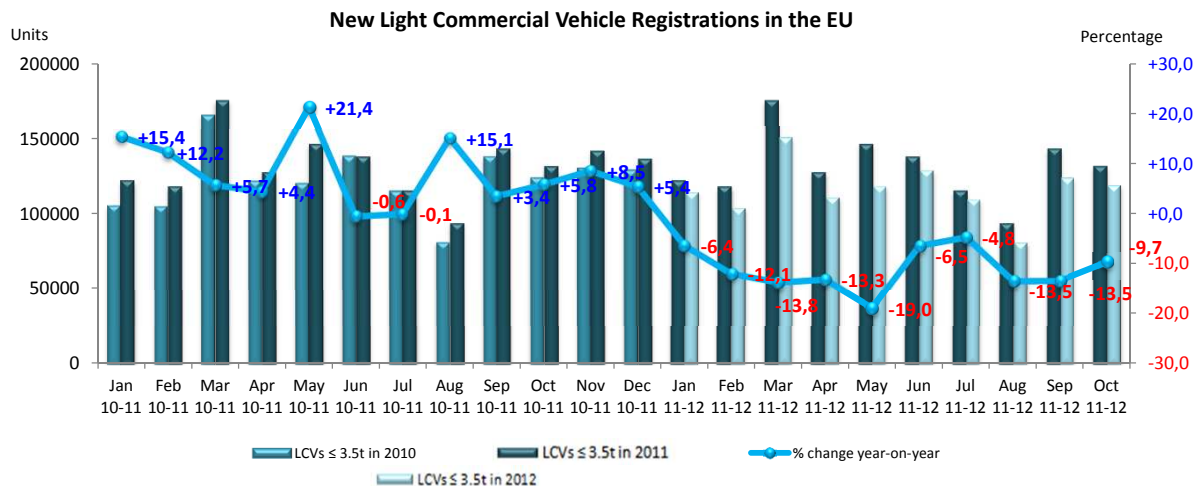
	October '12	October '11	% Change	Jan-Oct '12	Jan-Oct '11	% Change
AUSTRIA	2.630	2.676	-1,7%	26.983	26.349	2,4%
BELGIUM	5.023	4.675	7,4%	47.729	53.364	-10,6%
BULGARIA ⁴	318	225	41,3%	2.338	1.899	23,1%
CYPRUS	105	228	-53,9%	1.105	1.983	-44,3%
CZECH REPUBLIC	1.052	1.221	-13,8%	9.338	10.420	-10,4%
DENMARK	2.115	1.826	15,8%	19.498	18.871	3,3%
ESTONIA	195	195	0,0%	1.720	1.637	5,1%
FINLAND	862	1.200	-28,2%	9.929	11.381	-12,8%
FRANCE	34.878	38.531	-9,5%	319.690	348.081	-8,2%
GERMANY	19.729	20.439	-3,5%	181.555	186.889	-2,9%
GREECE	342	396	-13,6%	2.937	5.548	-47,1%
HUNGARY	843	934	-9,7%	8.914	8.447	5,5%
IRELAND	537	602	-10,8%	10.533	10.865	-3,1%
ITALY ³	11.000	13.088	-16,0%	96.928	145.604	-33,4%
LATVIA	201	180	11,7%	1.861	1.332	39,7%
LITHUANIA	127	171	-25,7%	1.209	1.481	-18,4%
LUXEMBURG	310	292	6,2%	2.836	2.892	-1,9%
NETHERLANDS	4.369	5.036	-13,2%	51.001	51.472	-0,9%
POLAND	3.343	3.477	-3,9%	31.264	32.995	-5,2%
PORTUGAL	1.278	2.333	-45,2%	12.127	26.440	-54,1%
ROMANIA	717	878	-18,3%	8.136	7.690	5,8%
SLOVAKIA	501	538	-6,9%	4.217	4.747	-11,2%
SLOVENIA	547	582	-6,0%	5.283	5.419	-2,5%
SPAIN	6.267	8.284	-24,3%	65.036	87.580	-25,7%
SWEDEN	3.640	4.161	-12,5%	32.551	37.596	-13,4%
UNITED KINGDOM	17.794	19.370	-8,1%	204.861	219.054	-6,5%
EUROPEAN UNION¹	118.723	131.538	-9,7%	1.159.579	1.310.036	-11,5%
EU 15	110.774	122.909	-9,9%	1.084.194	1.231.986	-12,0%
EU 10	7.949	8.629	-7,9%	75.385	78.050	-3,4%
ICELAND	40	35	14,3%	353	240	47,1%
NORWAY	2.880	2.900	-0,7%	26.554	27.977	-5,1%
SWITZERLAND	2.781	2.288	21,5%	26.054	23.408	11,3%
EFTA	5.701	5.223	9,2%	52.961	51.625	2,6%
EU27 + EFTA	124.424	136.761	-9,0%	1.212.540	1.361.661	-11,0%
EU15 + EFTA	116.475	128.132	-9,1%	1.137.155	1.283.611	-11,4%

(¹) EU27; data for Malta currently not available.

(²) ANFIA estimate

(³) including Buses & Coaches

(⁴) estimate





ACEA

Association des
Constructeurs
Européens
d'Automobiles

Av. des Nerviens 85
B-1040 Bruxelles

Tel (32 2) 732 55 50
Fax (32 2) 738 73 10
(32 2) 738 73 11

Press Release

PROVISIONAL

EU¹ + EFTA COUNTRIES REGISTRATION FIGURES BY MARKET NEW HEAVY COMMERCIAL VEHICLES of 16t and over²

27/11/12

	October '12	October '11	% Change	Jan-Oct '12	Jan-Oct '11	% Change
AUSTRIA	549	502	9,4%	5.333	5.702	-6,5%
BELGIUM	587	648	-9,4%	6.152	7.061	-12,9%
BULGARIA	n.a.	n.a.	n.a.	n.a.	n.a.	n.a.
CYPRUS	1	7	-85,7%	51	54	-5,6%
CZECH REPUBLIC ³	636	658	-3,3%	4.714	5.108	-7,7%
DENMARK	256	261	-1,9%	2.918	2.748	6,2%
ESTONIA	113	65	73,8%	521	536	-2,8%
FINLAND	232	221	5,0%	2.088	1.950	7,1%
FRANCE	3.419	3.600	-5,0%	30.967	33.286	-7,0%
GERMANY	4.490	4.682	-4,1%	47.075	50.335	-6,5%
GREECE	9	12	-25,0%	97	222	-56,3%
HUNGARY	275	368	-25,3%	3.187	3.177	0,3%
IRELAND	48	59	-18,6%	864	737	17,2%
ITALY ⁴	888	1.105	-19,6%	8.664	12.165	-28,8%
LATVIA	336	298	12,8%	1.378	1.253	10,0%
LITHUANIA ⁵	239	206	16,0%	2.408	2.364	1,9%
LUXEMBURG ⁵	91	116	-21,6%	789	993	-20,5%
NETHERLANDS	844	966	-12,6%	8.746	9.720	-10,0%
POLAND	1.292	1.436	-10,0%	11.743	12.019	-2,3%
PORTUGAL	200	183	9,3%	1.282	1.867	-31,3%
ROMANIA	244	295	-17,3%	2.256	2.737	-17,6%
SLOVAKIA	374	306	22,2%	2.616	2.632	-0,6%
SLOVENIA ⁵	103	114	-9,6%	828	1.072	-22,8%
SPAIN	1.846	1.900	-2,8%	10.353	12.668	-18,3%
SWEDEN	496	471	5,3%	4.003	4.173	-4,1%
UNITED KINGDOM	2.726	3.018	-9,7%	23.613	22.749	3,8%
EUROPEAN UNION¹	20.294	21.497	-5,6%	182.646	197.328	-7,4%
EUROPEAN UNION (EU15)	16.681	17.744	-6,0%	152.944	166.376	-8,1%
EU (New Members)	3.613	3.753	-3,7%	29.702	30.952	-4,0%
ICELAND	6	5	20,0%	52	29	79,3%
NORWAY ⁵	417	309	35,0%	3.324	2.693	23,4%
SWITZERLAND ³	254	260	-2,3%	2.576	2.846	-9,5%
EFTA	677	574	17,9%	5.952	5.568	6,9%
TOTAL EUROPE (EU+EFTA)	20.971	22.071	-5,0%	188.598	202.896	-7,0%
EU15+EFTA	17.358	18.318	-5,2%	158.896	171.944	-7,6%

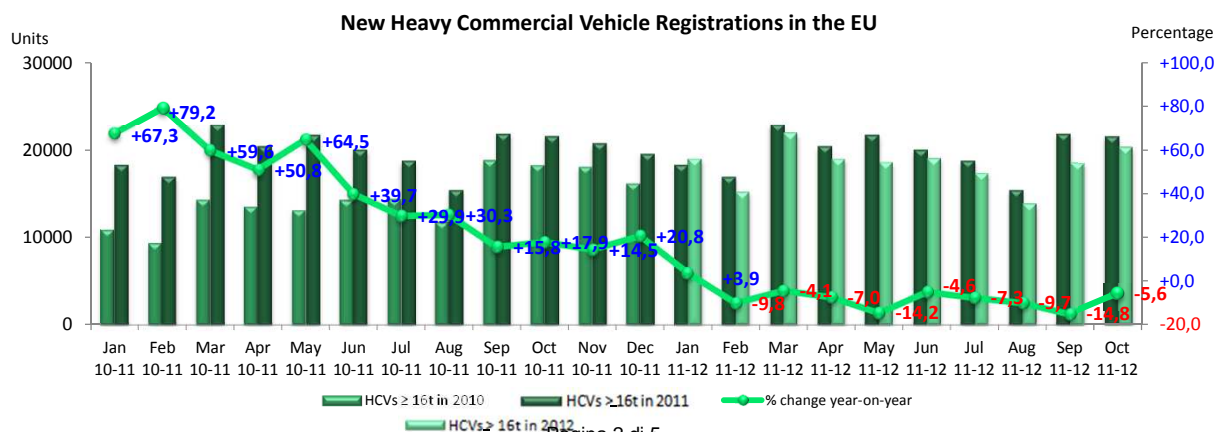
(¹) EU27; data for Malta and Bulgaria currently not available.

(²) Excluding Buses and Coaches

(³) CV ≥ 18t

(⁴) ANFIA estimate, based on data of the Italian Ministry of Transport

(⁵) estimates





ACEA

Association des
Constructeurs
Européens
d'Automobiles

Av. des Nerviens 85
B-1040 Bruxelles

Tel (32 2) 732 55 50
Fax (32 2) 738 73 10
(32 2) 738 73 11

Press Release

PROVISIONAL

EU¹ + EFTA COUNTRIES REGISTRATION FIGURES BY MARKET NEW MEDIUM & HEAVY COMMERCIAL VEHICLES over 3.5t²

27/11/12

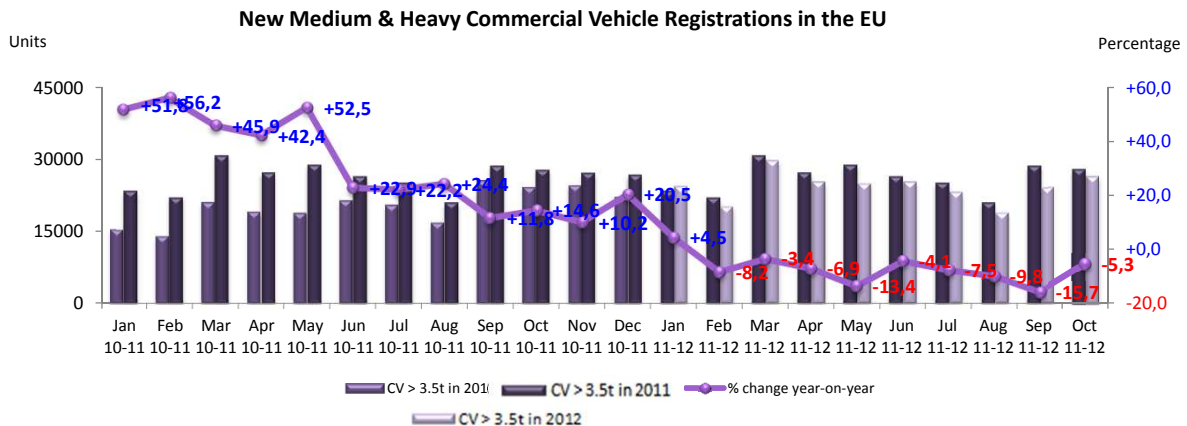
	October '12	October '11	% Change	Jan-Oct '12	Jan-Oct '11	% Change
AUSTRIA	582	562	3,6%	5.782	6.270	-7,8%
BELGIUM	774	798	-3,0%	7.702	8.780	-12,3%
BULGARIA	n.a.	n.a.	n.a.	n.a.	n.a.	n.a.
CYPRUS	1	14	-92,9%	69	143	-51,7%
CZECH REPUBLIC	771	781	-1,3%	6.028	6.437	-6,4%
DENMARK	289	297	-2,7%	3.221	3.074	4,8%
ESTONIA	116	67	73,1%	583	591	-1,4%
FINLAND	330	328	0,6%	2.806	2.853	-1,6%
FRANCE	4.151	4.305	-3,6%	38.810	41.096	-5,6%
GERMANY	7.445	7.783	-4,3%	74.649	80.602	-7,4%
GREECE	15	17	-11,8%	169	440	-61,6%
HUNGARY	299	421	-29,0%	3.517	3.482	1,0%
IRELAND	59	68	-13,2%	1.059	1.046	1,2%
ITALY ⁴	1.152	1.441	-20,1%	12.004	17.058	-29,6%
LATVIA	342	314	8,9%	1.468	1.334	10,0%
LITHUANIA ³	243	217	12,0%	2.476	2.464	0,5%
LUXEMBURG	70	126	-44,4%	846	1.102	-23,2%
NETHERLANDS	989	1.137	-13,0%	10.116	11.176	-9,5%
POLAND	1.506	1.673	-10,0%	13.604	14.053	-3,2%
PORTUGAL	229	222	3,2%	1.548	2.414	-35,9%
ROMANIA	267	314	-15,0%	2.454	3.045	-19,4%
SLOVAKIA	426	354	20,3%	3.101	3.098	0,1%
SLOVENIA ³	117	129	-9,3%	973	1.212	-19,7%
SPAIN	1.898	1.948	-2,6%	10.783	13.389	-19,5%
SWEDEN	576	570	1,1%	4.571	4.795	-4,7%
UNITED KINGDOM	3.707	3.952	-6,2%	35.118	32.173	9,2%
EUROPEAN UNION¹	26.354	27.838	-5,3%	243.457	262.127	-7,1%
EUROPEAN UNION (EU15)	22.266	23.554	-5,5%	209.184	226.268	-7,6%
EU (New Members)	4.088	4.284	-4,6%	34.273	35.859	-4,4%
ICELAND	13	5	160,0%	73	41	78,0%
NORWAY	539	446	20,9%	4.992	4.360	14,5%
SWITZERLAND	319	331	-3,6%	3.394	3.701	-8,3%
EFTA	871	782	11,4%	8.459	8.102	4,4%
TOTAL EUROPE (EU+EFTA)	27.225	28.620	-4,9%	251.916	270.229	-6,8%
EU15+EFTA	23.137	24.336	-4,9%	217.643	234.370	-7,1%

(¹) EU27; data for Malta and Bulgaria currently not available.

(²) Excluding Buses and Coaches

(³) estimates

(⁴) ANFIA estimate, based on data of the Italian Ministry of Transport





ACEA

Association des
Constructeurs
Européens
d'Automobiles

Av. des Nerviens 85
B-1040 Bruxelles

Tel (32 2) 732 55 50
Fax (32 2) 738 73 10
(32 2) 738 73 11

Press Release

PROVISIONAL

EU¹ + EFTA COUNTRIES REGISTRATION FIGURES BY MARKET NEW MEDIUM & HEAVY BUSES & COACHES over 3.5t

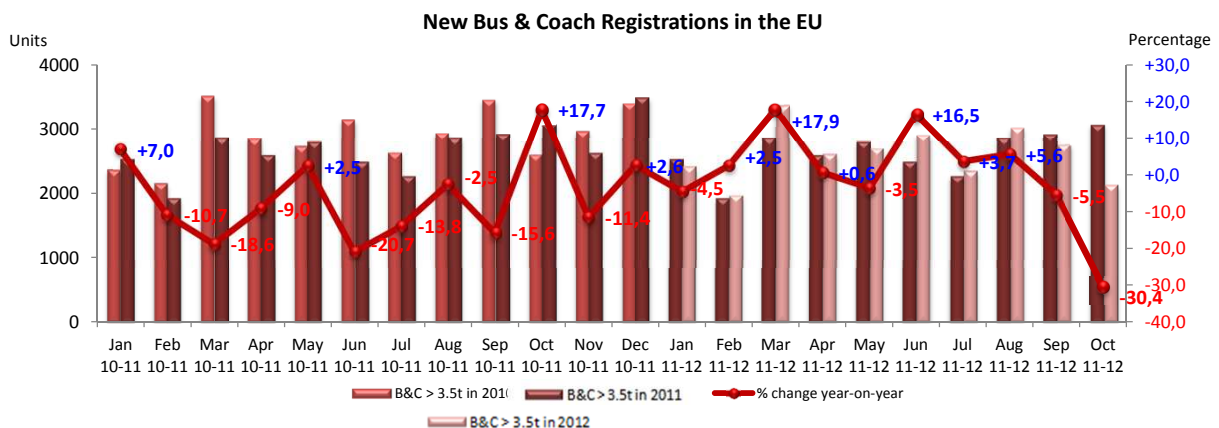
27/11/12

	October '12	October '11	% Change	Jan-Oct '12	Jan-Oct '11	% Change
AUSTRIA	39	35	11,4%	584	461	26,7%
BELGIUM	43	42	2,4%	651	678	-4,0%
BULGARIA	n.a.	n.a.	n.a.	n.a.	n.a.	n.a.
CYPRUS	n.a.	n.a.	n.a.	n.a.	n.a.	n.a.
CZECH REPUBLIC	35	123	-71,5%	573	624	-8,2%
DENMARK	54	97	-44,3%	421	371	13,5%
ESTONIA	1	6	-83,3%	114	40	185,0%
FINLAND	24	51	-52,9%	417	354	17,8%
FRANCE	470	939	-49,9%	5.179	5.968	-13,2%
GERMANY	344	389	-11,6%	3.858	3.827	0,8%
GREECE	4	3	33,3%	115	71	62,0%
HUNGARY	2	2	0,0%	38	132	-71,2%
IRELAND	40	3	1233,3%	236	78	202,6%
ITALY ³	177	216	-18,1%	1.872	2.705	-30,8%
LATVIA	11	4	175,0%	77	161	-52,2%
LITHUANIA ²	6	1	500,0%	114	86	32,6%
LUXEMBURG	4	5	-20,0%	135	169	-20,1%
NETHERLANDS	9	39	-76,9%	267	358	-25,4%
POLAND	93	107	-13,1%	1.017	1.135	-10,4%
PORTUGAL	11	27	-59,3%	212	308	-31,2%
ROMANIA	127	40	217,5%	789	126	526,2%
SLOVAKIA	27	42	-35,7%	216	219	-1,4%
SLOVENIA ²	12	8	50,0%	89	98	-9,2%
SPAIN	116	169	-31,4%	1.478	2.332	-36,6%
SWEDEN	87	94	-7,4%	1.313	1.463	-10,3%
UNITED KINGDOM	398	626	-36,4%	6.486	4.555	42,4%
EUROPEAN UNION¹	2.134	3.068	-30,4%	26.251	26.319	-0,3%
EUROPEAN UNION (EU15)	1.820	2.735	-33,5%	23.224	23.698	-2,0%
EU (New Members)	314	333	-5,7%	3.027	2.621	15,5%
ICELAND	0	2	-100,0%	63	31	103,2%
NORWAY	82	52	57,7%	1.132	1.004	12,7%
SWITZERLAND	40	78	-48,7%	406	458	-11,4%
EFTA	122	132	-7,6%	1.601	1.493	7,2%
TOTAL EUROPE (EU+EFTA)	2.256	3.200	-29,5%	27.852	27.812	0,1%
EU15+EFTA	1.942	2.867	-32,3%	24.825	25.191	-1,5%

(¹) EU27; data for Bulgaria, Malta and Cyprus currently not available.

(²) estimates

(³) ANFIA estimate, based on data of the Italian Ministry of Transport





ACEA

Association des
Constructeurs
Européens
d'Automobiles

Av. des Nerviens 85
B-1040 Bruxelles

Tel (32 2) 732 55 50
Fax (32 2) 738 73 10
(32 2) 738 73 11

Press Release

PROVISIONAL

EU¹ + EFTA COUNTRIES REGISTRATION FIGURES BY MARKET TOTAL NEW COMMERCIAL VEHICLES

27/11/12

	October '12	October '11	% Change	Jan-Oct '12	Jan-Oct '11	% Change
AUSTRIA	3.251	3.273	-0,7%	33.349	33.080	0,8%
BELGIUM	5.840	5.515	5,9%	56.082	62.822	-10,7%
BULGARIA ⁴	318	225	41,3%	2.338	1.899	23,1%
CYPRUS ⁵	106	242	-56,2%	1.174	2.126	-44,8%
CZECH REPUBLIC	1.858	2.125	-12,6%	15.939	17.481	-8,8%
DENMARK	2.458	2.220	10,7%	23.140	22.316	3,7%
ESTONIA	312	268	16,4%	2.417	2.268	6,6%
FINLAND	1.216	1.579	-23,0%	13.152	14.588	-9,8%
FRANCE	39.499	43.775	-9,8%	363.679	395.145	-8,0%
GERMANY	27.518	28.611	-3,8%	260.062	271.318	-4,1%
GREECE	361	416	-13,2%	3.221	6.059	-46,8%
HUNGARY	1.144	1.357	-15,7%	12.469	12.061	3,4%
IRELAND	636	673	-5,5%	11.828	11.989	-1,3%
ITALY ²	12.329	14.745	-16,4%	110.804	165.367	-33,0%
LATVIA	554	498	11,2%	3.406	2.827	20,5%
LITHUANIA	376	389	-3,3%	3.799	4.031	-5,8%
LUXEMBURG	384	423	-9,2%	3.817	4.163	-8,3%
NETHERLANDS	5.367	6.212	-13,6%	61.384	63.006	-2,6%
POLAND	4.942	5.257	-6,0%	45.885	48.183	-4,8%
PORTUGAL	1.518	2.582	-41,2%	13.887	29.162	-52,4%
ROMANIA	1.111	1.232	-9,8%	11.379	10.861	4,8%
SLOVAKIA	954	934	2,1%	7.534	8.064	-6,6%
SLOVENIA	676	719	-6,0%	6.345	6.729	-5,7%
SPAIN	8.281	10.401	-20,4%	77.297	103.301	-25,2%
SWEDEN	4.303	4.825	-10,8%	38.435	43.854	-12,4%
UNITED KINGDOM	21.899	23.948	-8,6%	246.465	255.782	-3,6%
EUROPEAN UNION¹	147.211	162.444	-9,4%	1.429.287	1.598.482	-10,6%
EUROPEAN UNION (EU15)	134.860	149.198	-9,6%	1.316.602	1.481.952	-11,2%
EU (New Members)	12.351	13.246	-6,8%	112.685	116.530	-3,3%
ICELAND	53	42	26,2%	489	312	56,7%
NORWAY	3.501	3.398	3,0%	32.678	33.341	-2,0%
SWITZERLAND	3.140	2.697	16,4%	29.854	27.567	8,3%
EFTA	6.694	6.137	9,1%	63.021	61.220	2,9%
TOTAL EUROPE (EU+EFTA)	153.905	168.581	-8,7%	1.492.308	1.659.702	-10,1%
EU15+EFTA	141.554	155.335	-8,9%	1.379.623	1.543.172	-10,6%

(¹) EU27; data for Malta currently not available.

(²) ANFIA estimate, based on data of the Italian Ministry of Transport

(³) estimates

(⁴) data for B&C n.a.

(⁵) data for MCV+HCV and MBC+HBC n.a.

