



ACEA

Association des
Constructeurs
Européens
d'Automobiles

Av. des Nerviens 85
B-1040 Bruxelles

Tel (32 2) 732 55 50
Fax (32 2) 738 73 10
(32 2) 738 73 11

Press Release

PROVISIONAL

EU' COUNTRIES REGISTRATION FIGURES BY MARKET NEW LIGHT COMMERCIAL VEHICLES up to 3.5t²

28-giu-12

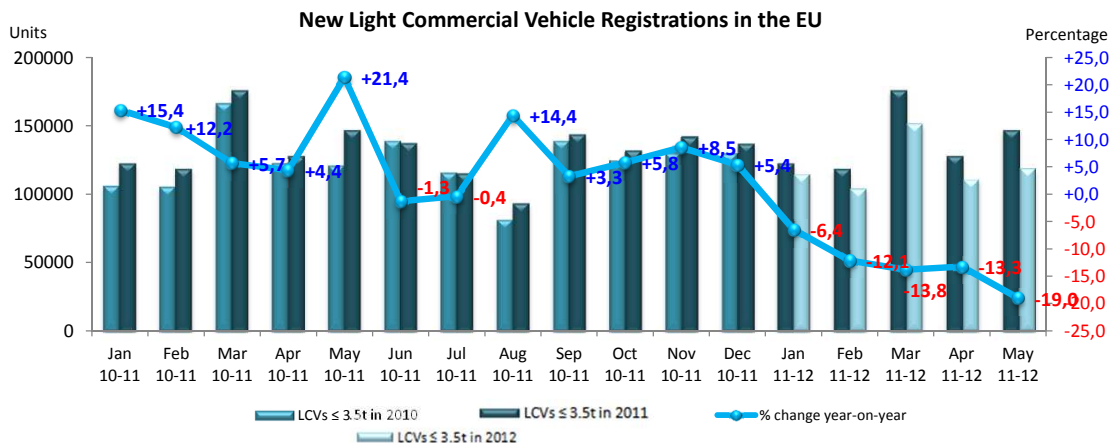
	May '12	May '11	% Change	Jan-May '12	Jan-May '11	% Change
AUSTRIA	3.123	3.145	-0,7%	13.853	13.449	3,0%
BELGIUM	4.380	6.494	-32,6%	25.924	30.558	-15,2%
BULGARIA ⁴	229	276	-17,0%	1.232	1.176	4,8%
CYPRUS	125	174	-28,2%	634	1.000	-36,6%
CZECH REPUBLIC	989	1.115	-11,3%	4.659	4.793	-2,8%
DENMARK	2.572	2.053	25,3%	9.851	9.074	8,6%
ESTONIA	240	193	24,4%	817	758	7,8%
FINLAND	625	1.179	-47,0%	6.045	5.777	4,6%
FRANCE	31.592	40.862	-22,7%	167.788	184.472	-9,0%
GERMANY	18.346	21.304	-13,9%	88.149	91.405	-3,6%
GREECE	233	642	-63,7%	1.522	2.999	-49,2%
HUNGARY	831	872	-4,7%	4.353	3.967	9,7%
IRELAND	950	1.281	-25,8%	6.927	7.341	-5,6%
ITALY ³	10.400	17.907	-41,9%	53.048	86.502	-38,7%
LATVIA	173	109	58,7%	862	480	79,6%
LITHUANIA	131	161	-18,6%	634	668	-5,1%
LUXEMBURG	287	317	-9,5%	1.474	1.443	2,1%
NETHERLANDS	4.615	4.990	-7,5%	28.631	28.692	-0,2%
POLAND	3.186	3.754	-15,1%	16.701	15.836	5,5%
PORTUGAL	1.323	3.003	-55,9%	6.493	14.510	-55,3%
ROMANIA	1.027	890	15,4%	3.751	3.205	17,0%
SLOVAKIA	416	516	-19,4%	2.049	2.206	-7,1%
SLOVENIA	559	577	-3,1%	2.798	2.826	-1,0%
SPAIN	7.116	9.668	-26,4%	35.163	46.476	-24,3%
SWEDEN	3.706	4.791	-22,6%	16.883	19.081	-11,5%
UNITED KINGDOM	21.303	19.966	6,7%	97.499	110.388	-11,7%
EUROPEAN UNION¹	118.477	146.239	-19,0%	597.740	689.082	-13,3%
EU 15	110.571	137.602	-19,6%	559.250	652.167	-14,2%
EU 10	7.906	8.637	-8,5%	38.490	36.915	4,3%
ICELAND	33	19	73,7%	121	96	26,0%
NORWAY	2.738	3.297	-17,0%	13.419	14.189	-5,4%
SWITZERLAND	2.809	2.732	2,8%	13.188	12.163	8,4%
EFTA	5.580	6.048	-7,7%	26.728	26.448	1,1%
EU27 + EFTA	124.057	152.287	-18,5%	624.468	715.530	-12,7%
EU15 + EFTA	116.151	143.650	-19,1%	585.978	678.615	-13,7%

(¹) EU27; data for Malta currently not available.

(²) ANFIA estimate

(³) including Buses & Coaches

(⁴) estimate





ACEA

Association des
Constructeurs
Européens
d'Automobiles

Av. des Nerviens 85
B-1040 Bruxelles

Tel (32 2) 732 55 50
Fax (32 2) 738 73 10
(32 2) 738 73 11

Press Release

PROVISIONAL

EU¹ + EFTA COUNTRIES REGISTRATION FIGURES BY MARKET NEW HEAVY COMMERCIAL VEHICLES of 16t and over²

28-giu-12

	May '12	May '11	% Change	Jan-May '12	Jan-May '11	% Change
AUSTRIA	523	680	-23,1%	2.855	2.980	-4,2%
BELGIUM	448	814	-45,0%	3.234	3.996	-19,1%
BULGARIA	n.a.	n.a.	n.a.	n.a.	n.a.	n.a.
CYPRUS	1	5	-80,0%	41	30	36,7%
CZECH REPUBLIC ³	564	598	-5,7%	2.268	2.390	-5,1%
DENMARK	371	303	22,4%	1.619	1.478	9,5%
ESTONIA	59	59	0,0%	230	286	-19,6%
FINLAND	212	216	-1,9%	1.086	992	9,5%
FRANCE	3.325	3.884	-14,4%	16.512	17.253	-4,3%
GERMANY	4.944	5.737	-13,8%	24.560	25.597	-4,1%
GREECE	7	18	-61,1%	46	136	-66,2%
HUNGARY	458	382	19,9%	1.428	1.479	-3,4%
IRELAND	56	50	12,0%	515	396	30,1%
ITALY ⁴	821	1.410	-41,8%	4.485	6.218	-27,9%
LATVIA	122	168	-27,4%	553	541	2,2%
LITHUANIA ⁵	261	277	-5,8%	1.211	1.225	-1,1%
LUXEMBURG ⁵	73	88	-17,0%	441	500	-11,8%
NETHERLANDS	828	912	-9,2%	4.632	5.199	-10,9%
POLAND	1.133	1.283	-11,7%	5.491	5.906	-7,0%
PORTUGAL	141	179	-21,2%	591	1.140	-48,2%
ROMANIA	259	313	-17,3%	1.162	1.316	-11,7%
SLOVAKIA	278	360	-22,8%	1.258	1.421	-11,5%
SLOVENIA ⁵	86	108	-20,4%	415	581	-28,6%
SPAIN	833	1.303	-36,1%	4.871	6.346	-23,2%
SWEDEN	455	510	-10,8%	2.149	2.153	-0,2%
UNITED KINGDOM	2.304	1.989	15,8%	12.104	10.532	14,9%
EUROPEAN UNION¹	18.562	21.646	-14,2%	93.757	100.091	-6,3%
EUROPEAN UNION (EU15)	15.341	18.093	-15,2%	79.700	84.916	-6,1%
EU (New Members)	3.221	3.553	-9,3%	14.057	15.175	-7,4%
ICELAND	4	3	33,3%	11	7	57,1%
NORWAY ⁵	349	328	6,4%	1.593	1.342	18,7%
SWITZERLAND ³	251	352	-28,7%	1.318	1.475	-10,6%
EFTA	604	683	-11,6%	2.922	2.824	3,5%
TOTAL EUROPE (EU+EFTA)	19.166	22.329	-14,2%	96.679	102.915	-6,1%
EU15+EFTA	15.945	18.776	-15,1%	82.622	87.740	-5,8%

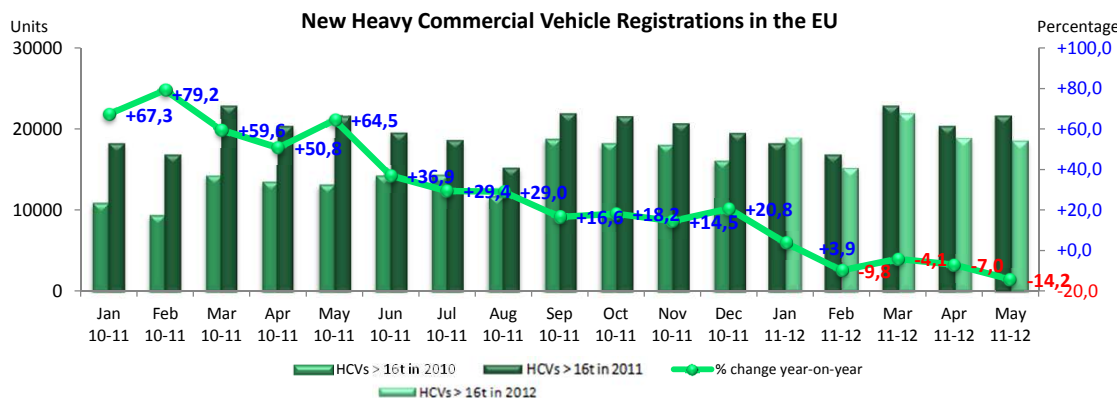
(¹) EU27; data for Malta and Bulgaria currently not available.

(²) Excluding Buses and Coaches

(³) CV ≥ 18t

(⁴) ANFIA estimate, based on data of the Italian Ministry of Transport

(⁵) estimates





ACEA

Association des
Constructeurs
Européens
d'Automobiles

Av. des Nerviens 85
B-1040 Bruxelles

Tel (32 2) 732 55 50
Fax (32 2) 738 73 10
(32 2) 738 73 11

Press Release

PROVISIONAL

EU¹ + EFTA COUNTRIES REGISTRATION FIGURES BY MARKET NEW MEDIUM & HEAVY COMMERCIAL VEHICLES over 3.5t²

28-giu-12

	May '12	May '11	% Change	Jan-May '12	Jan-May '11	% Change
AUSTRIA	564	753	-25,1%	3.070	3.262	-5,9%
BELGIUM	549	1.005	-45,4%	4.011	4.911	-18,3%
BULGARIA	n.a.	n.a.	n.a.	n.a.	n.a.	n.a.
CYPRUS	1	19	-94,7%	49	76	-35,5%
CZECH REPUBLIC	685	763	-10,2%	2.884	3.047	-5,3%
DENMARK	398	351	13,4%	1.775	1.643	8,0%
ESTONIA	65	65	0,0%	263	312	-15,7%
FINLAND	303	281	7,8%	1.447	1.402	3,2%
FRANCE	4.124	4.819	-14,4%	20.826	21.520	-3,2%
GERMANY	7.911	9.081	-12,9%	38.287	40.470	-5,4%
GREECE	16	46	-65,2%	89	257	-65,4%
HUNGARY	544	416	30,8%	1.614	1.609	0,3%
IRELAND	86	62	38,7%	627	554	13,2%
ITALY ⁴	1.172	2.090	-43,9%	6.234	9.149	-31,9%
LATVIA	131	175	-25,1%	583	569	2,5%
LITHUANIA ³	262	285	-8,1%	1.230	1.261	-2,5%
LUXEMBURG	87	98	-11,2%	487	544	-10,5%
NETHERLANDS	965	1.071	-9,9%	5.364	5.968	-10,1%
POLAND	1.341	1.519	-11,7%	6.323	6.875	-8,0%
PORTUGAL	172	243	-29,2%	723	1.484	-51,3%
ROMANIA	289	352	-17,9%	1.277	1.402	-8,9%
SLOVAKIA	325	406	-20,0%	1.519	1.681	-9,6%
SLOVENIA ³	94	127	-26,0%	471	659	-28,5%
SPAIN	881	1.360	-35,2%	5.111	6.744	-24,2%
SWEDEN	538	590	-8,8%	2.431	2.454	-0,9%
UNITED KINGDOM	3.531	2.923	20,8%	18.449	14.807	24,6%
EUROPEAN UNION¹	25.034	28.900	-13,4%	125.144	132.660	-5,7%
EUROPEAN UNION (EU15)	21.297	24.773	-14,0%	108.931	115.169	-5,4%
EU (New Members)	3.737	4.127	-9,4%	16.213	17.491	-7,3%
ICELAND	5	3	66,7%	16	12	33,3%
NORWAY	592	597	-0,8%	2.435	2.191	11,1%
SWITZERLAND	330	459	-28,1%	1.731	1.887	-8,3%
EFTA	927	1.059	-12,5%	4.182	4.090	2,2%
TOTAL EUROPE (EU+EFTA)	25.961	29.959	-13,3%	129.326	136.750	-5,4%
EU15+EFTA	22.224	25.832	-14,0%	113.113	119.259	-5,2%

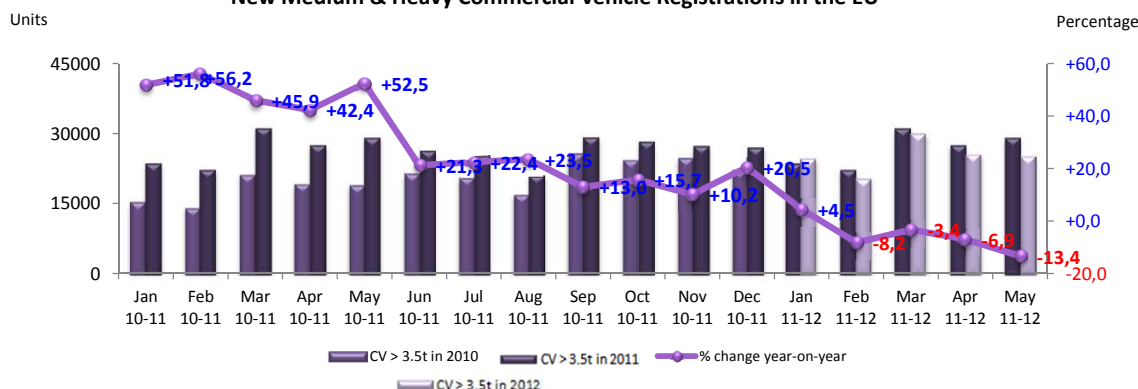
(¹) EU27; data for Malta and Bulgaria currently not available.

(²) Excluding Buses and Coaches

(³) estimates

(⁴) ANFIA estimate, based on data of the Italian Ministry of Transport

New Medium & Heavy Commercial Vehicle Registrations in the EU





ACEA

Association des
Constructeurs
Européens
d'Automobiles

Av. des Nerviens 85
B-1040 Bruxelles

Tel (32 2) 732 55 50
Fax (32 2) 738 73 10
(32 2) 738 73 11

Press Release

PROVISIONAL

EU¹ + EFTA COUNTRIES REGISTRATION FIGURES BY MARKET NEW MEDIUM & HEAVY BUSES & COACHES over 3.5t

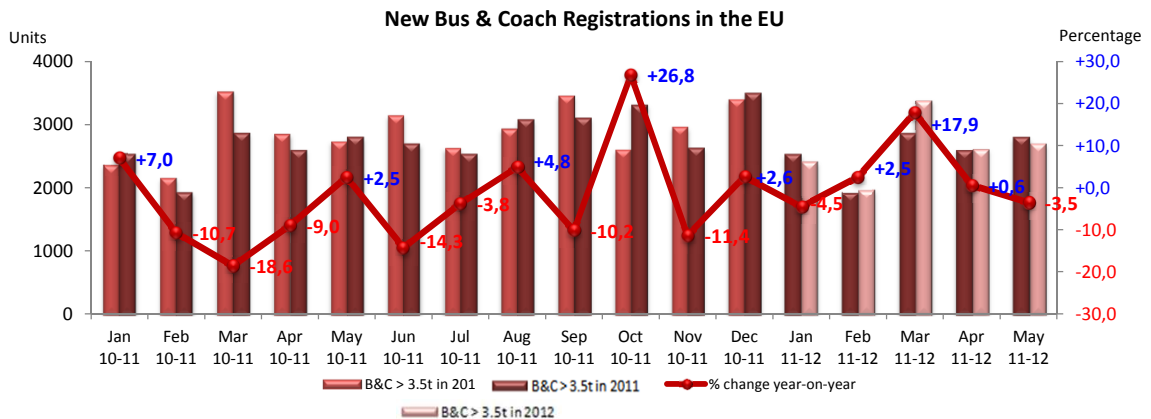
28-giu-12

	May '12	May '11	% Change	Jan-May '12	Jan-May '11	% Change
AUSTRIA	68	56	21,4%	339	277	22,4%
BELGIUM	50	66	-24,2%	348	389	-10,5%
BULGARIA	n.a.	n.a.	n.a.	n.a.	n.a.	n.a.
CYPRUS	n.a.	n.a.	n.a.	n.a.	n.a.	n.a.
CZECH REPUBLIC	43	77	-44,2%	304	257	18,3%
DENMARK	30	35	-14,3%	187	135	38,5%
ESTONIA	20	6	233,3%	70	14	400,0%
FINLAND	40	40	0,0%	177	144	22,9%
FRANCE	347	605	-42,6%	1.812	2.235	-18,9%
GERMANY	391	443	-11,7%	2.024	1.973	2,6%
GREECE	20	8	150,0%	74	44	68,2%
HUNGARY	7	14	-50,0%	23	73	-68,5%
IRELAND	10	10	0,0%	139	63	120,6%
ITALY ³	198	429	-53,8%	1.101	1.594	-30,9%
LATVIA	12	20	-40,0%	23	85	-72,9%
LITHUANIA ²	7	1	600,0%	46	11	318,2%
LUXEMBURG	9	19	-52,6%	98	118	-16,9%
NETHERLANDS	35	41	-14,6%	193	199	-3,0%
POLAND	108	121	-10,7%	624	551	13,2%
PORTUGAL	16	32	-50,0%	155	199	-22,1%
ROMANIA	65	7	828,6%	282	38	642,1%
SLOVAKIA	26	24	8,3%	114	70	62,9%
SLOVENIA ²	16	12	33,3%	58	52	11,5%
SPAIN	194	259	-25,1%	803	1.397	-42,5%
SWEDEN	247	120	105,8%	506	558	-9,3%
UNITED KINGDOM	742	355	109,0%	3.608	2.239	61,1%
EUROPEAN UNION¹	2.701	2.800	-3,5%	13.108	12.715	3,1%
EUROPEAN UNION (EU15)	2.397	2.518	-4,8%	11.564	11.564	0,0%
EU (New Members)	304	282	7,8%	1.544	1.151	34,1%
ICELAND	14	3	366,7%	35	14	150,0%
NORWAY	185	97	90,7%	550	382	44,0%
SWITZERLAND	42	36	16,7%	198	168	17,9%
EFTA	241	136	77,2%	783	564	38,8%
TOTAL EUROPE (EU+EFTA)	2.942	2.936	0,2%	13.891	13.279	4,6%
EU15+EFTA	2.638	2.654	-0,6%	12.347	12.128	1,8%

(¹) EU27; data for Bulgaria, Malta and Cyprus currently not available.

(²) estimates

(³) ANFIA estimate, based on data of the Italian Ministry of Transport





ACEA

Association des
Constructeurs
Européens
d'Automobiles

Av. des Nerviens 85
B-1040 Bruxelles

Tel (32 2) 732 55 50
Fax (32 2) 738 73 10
(32 2) 738 73 11

Press Release

PROVISIONAL EU¹ + EFTA COUNTRIES REGISTRATION FIGURES BY MARKET TOTAL NEW COMMERCIAL VEHICLES

28-giu-12

	May '12	May '11	% Change	Jan-May '12	Jan-May '11	% Change
AUSTRIA	3.755	3.954	-5,0%	17.262	16.988	1,6%
BELGIUM	4.979	7.565	-34,2%	30.283	35.858	-15,5%
BULGARIA ⁴	229	276	-17,0%	1.232	1.176	4,8%
CYPRUS ⁵	126	193	-34,7%	683	1.076	-36,5%
CZECH REPUBLIC	1.717	1.955	-12,2%	7.847	8.097	-3,1%
DENMARK	3.000	2.439	23,0%	11.813	10.852	8,9%
ESTONIA	325	264	23,1%	1.150	1.084	6,1%
FINLAND	968	1.500	-35,5%	7.669	7.323	4,7%
FRANCE	36.063	46.286	-22,1%	190.426	208.227	-8,5%
GERMANY	26.648	30.828	-13,6%	128.460	133.848	-4,0%
GREECE	269	696	-61,4%	1.685	3.300	-48,9%
HUNGARY	1.382	1.302	6,1%	5.990	5.649	6,0%
IRELAND	1.046	1.353	-22,7%	7.693	7.958	-3,3%
ITALY ²	11.770	20.426	-42,4%	60.383	97.245	-37,9%
LATVIA	316	304	3,9%	1.468	1.134	29,5%
LITHUANIA	400	447	-10,5%	1.910	1.940	-1,5%
LUXEMBURG	383	434	-11,8%	2.059	2.105	-2,2%
NETHERLANDS	5.615	6.102	-8,0%	34.188	34.859	-1,9%
POLAND	4.635	5.394	-14,1%	23.648	23.262	1,7%
PORTUGAL	1.511	3.278	-53,9%	7.371	16.193	-54,5%
ROMANIA	1.381	1.249	10,6%	5.310	4.645	14,3%
SLOVAKIA	767	946	-18,9%	3.682	3.957	-6,9%
SLOVENIA	669	716	-6,6%	3.327	3.537	-5,9%
SPAIN	8.191	11.287	-27,4%	41.077	54.617	-24,8%
SWEDEN	4.491	5.501	-18,4%	19.820	22.093	-10,3%
UNITED KINGDOM	25.576	23.244	10,0%	119.556	127.434	-6,2%
EUROPEAN UNION¹	146.212	177.939	-17,8%	735.992	834.457	-11,8%
EUROPEAN UNION (EU15)	134.265	164.893	-18,6%	679.745	778.900	-12,7%
EU (New Members)	11.947	13.046	-8,4%	56.247	55.557	1,2%
ICELAND	52	25	108,0%	172	122	41,0%
NORWAY	3.515	3.991	-11,9%	16.404	16.762	-2,1%
SWITZERLAND	3.181	3.227	-1,4%	15.117	14.218	6,3%
EFTA	6.748	7.243	-6,8%	31.693	31.102	1,9%
TOTAL EUROPE (EU+EFTA)	152.960	185.182	-17,4%	767.685	865.559	-11,3%
EU15+EFTA	141.013	172.136	-18,1%	711.438	810.002	-12,2%

(¹) EU27; data for Malta currently not available.

(²) ANFIA estimate, based on data of the Italian Ministry of Transport

(³) estimates

(⁴) data for MCV+HCV and MBC+HBC n.a.

(⁵) data for B&C n.a.

