



ACEA

Association des
Constructeurs
Européens
d'Automobiles

Av. des Nerviens 85
B-1040 Bruxelles

Tel (32 2) 732 55 50
Fax (32 2) 738 73 10
(32 2) 738 73 11

Press Release

PROVISIONAL

EU¹ COUNTRIES REGISTRATION FIGURES BY MARKET NEW LIGHT COMMERCIAL VEHICLES up to 3.5t²

26/07/12

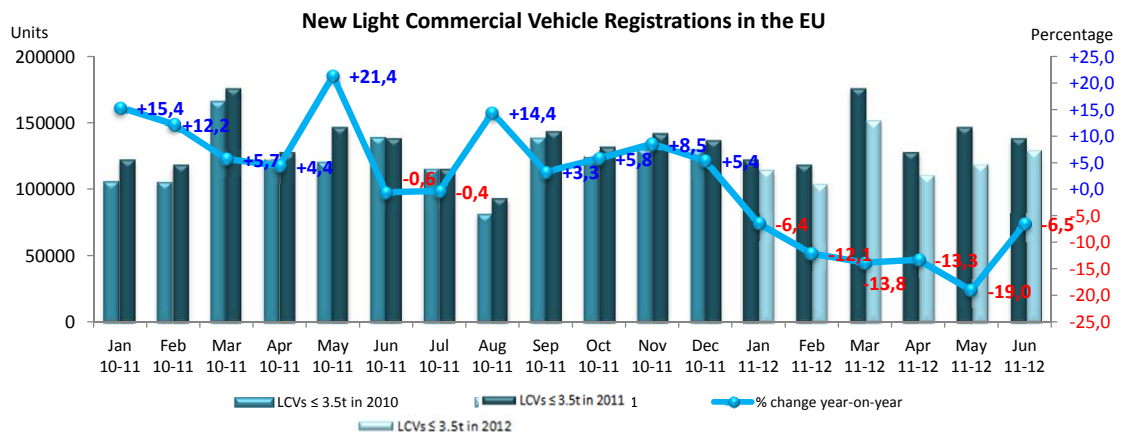
	June '12	June '11	% Change	Jan-Jun '12	Jan-Jun '11	% Change
AUSTRIA	2.930	2.710	8,1%	16.783	16.159	3,9%
BELGIUM	5.207	5.199	0,2%	31.131	35.757	-12,9%
BULGARIA ⁴	294	230	27,8%	1.526	1.406	8,5%
CYPRUS	128	253	-49,4%	762	1.253	-39,2%
CZECH REPUBLIC	1.120	1.188	-5,7%	5.779	5.981	-3,4%
DENMARK	1.924	2.011	-4,3%	11.775	11.085	6,2%
ESTONIA	180	134	34,3%	997	892	11,8%
FINLAND	646	1.242	-48,0%	6.692	7.019	-4,7%
FRANCE	37.949	38.243	-0,8%	205.737	222.715	-7,6%
GERMANY	21.222	18.901	12,3%	109.371	110.306	-0,8%
GREECE	319	664	-52,0%	1.841	3.663	-49,7%
HUNGARY	1.020	837	21,9%	5.374	4.804	11,9%
IRELAND	863	822	5,0%	7.789	8.163	-4,6%
ITALY ³	10.000	14.354	-30,3%	62.719	100.859	-37,8%
LATVIA	237	157	51,0%	1.099	637	72,5%
LITHUANIA	110	130	-15,4%	744	798	-6,8%
LUXEMBURG	335	336	-0,3%	1.809	1.779	1,7%
NETHERLANDS	5.324	4.903	8,6%	33.955	33.595	1,1%
POLAND	3.137	3.608	-13,1%	19.838	19.444	2,0%
PORTUGAL	1.314	2.820	-53,4%	7.807	17.330	-55,0%
ROMANIA	852	1.006	-15,3%	4.603	4.211	9,3%
SLOVAKIA	399	569	-29,9%	2.448	2.775	-11,8%
SLOVENIA	565	610	-7,4%	3.363	3.436	-2,1%
SPAIN	7.146	10.343	-30,9%	42.310	56.819	-25,5%
SWEDEN	3.363	3.746	-10,2%	20.246	22.827	-11,3%
UNITED KINGDOM	22.287	22.850	-2,5%	119.786	133.238	-10,1%
EUROPEAN UNION¹	128.871	137.866	-6,5%	726.284	826.951	-12,2%
EU 15	120.829	129.144	-6,4%	679.751	781.314	-13,0%
EU 10	8.042	8.722	-7,8%	46.533	45.637	2,0%
ICELAND	52	40	30,0%	173	136	27,2%
NORWAY	2.467	2.741	-10,0%	15.886	16.930	-6,2%
SWITZERLAND	3.109	2.440	27,4%	16.297	14.603	11,6%
EFTA	5.628	5.221	7,8%	32.356	31.669	2,2%
EU27 + EFTA	134.499	143.087	-6,0%	758.640	858.620	-11,6%
EU15 + EFTA	126.457	134.365	-5,9%	712.107	812.983	-12,4%

(¹) EU27; data for Malta currently not available.

(²) ANFIA estimate

(³) including Buses & Coaches

(⁴) estimate





ACEA

Association des
Constructeurs
Européens
d'Automobiles

Av. des Nerviers 85
B-1040 Bruxelles

Tel (32 2) 732 55 50
Fax (32 2) 738 73 10
(32 2) 738 73 11

Press Release

PROVISIONAL EU¹ + EFTA COUNTRIES REGISTRATION FIGURES BY MARKET NEW HEAVY COMMERCIAL VEHICLES OF 16t and over²

26/07/12

	June '12	June '11	% Change	Jan-Jun '12	Jan-Jun '11	% Change
AUSTRIA	581	589	-1,4%	3.436	3.569	-3,7%
BELGIUM	651	660	-1,4%	3.882	4.656	-16,6%
BULGARIA	n.a.	n.a.	n.a.	n.a.	n.a.	n.a.
CYPRUS	1	4	-75,0%	42	34	23,5%
CZECH REPUBLIC ³	553	610	-9,3%	2.821	3.000	-6,0%
DENMARK	243	253	-4,0%	1.862	1.731	7,6%
ESTONIA	44	53	-17,0%	274	339	-19,2%
FINLAND	244	224	8,9%	1.330	1.216	9,4%
FRANCE	3.639	3.862	-5,8%	20.151	21.115	-4,6%
GERMANY	4.814	4.698	2,5%	29.374	30.295	-3,0%
GREECE	9	20	-55,0%	55	156	-64,7%
HUNGARY	451	282	59,9%	1.879	1.761	6,7%
IRELAND	81	74	9,5%	599	470	27,4%
ITALY ⁴	907	1.369	-33,7%	5.392	7.587	-28,9%
LATVIA	109	86	26,7%	662	627	5,6%
LITHUANIA ⁵	247	252	-2,0%	1.435	1.477	-2,8%
LUXEMBURG ⁵	72	85	-15,3%	515	585	-12,0%
NETHERLANDS	806	917	-12,1%	5.438	6.116	-11,1%
POLAND	1.246	1.380	-9,7%	6.732	7.288	-7,6%
PORTUGAL	92	149	-38,3%	683	1.289	-47,0%
ROMANIA	248	232	6,9%	1.410	1.548	-8,9%
SLOVAKIA	305	309	-1,3%	1.563	1.730	-9,7%
SLOVENIA ⁵	110	121	-9,1%	544	702	-22,5%
SPAIN	1.037	1.169	-11,3%	5.908	7.515	-21,4%
SWEDEN	399	448	-10,9%	2.548	2.601	-2,0%
UNITED KINGDOM	2.123	2.090	1,6%	14.227	12.622	12,7%
EUROPEAN UNION¹	19.012	19.936	-4,6%	112.762	120.029	-6,1%
EUROPEAN UNION (EU15)	15.698	16.607	-5,5%	95.400	101.523	-6,0%
EU (New Members)	3.314	3.329	-0,5%	17.362	18.506	-6,2%
ICELAND	4	4	0,0%	15	11	36,4%
NORWAY ⁵	353	290	21,7%	1.946	1.632	19,2%
SWITZERLAND ³	277	295	-6,1%	1.595	1.770	-9,9%
EFTA	634	589	7,6%	3.556	3.413	4,2%
TOTAL EUROPE (EU+EFTA)	19.646	20.525	-4,3%	116.318	123.442	-5,8%
EU15+EFTA	16.332	17.196	-5,0%	98.956	104.936	-5,7%

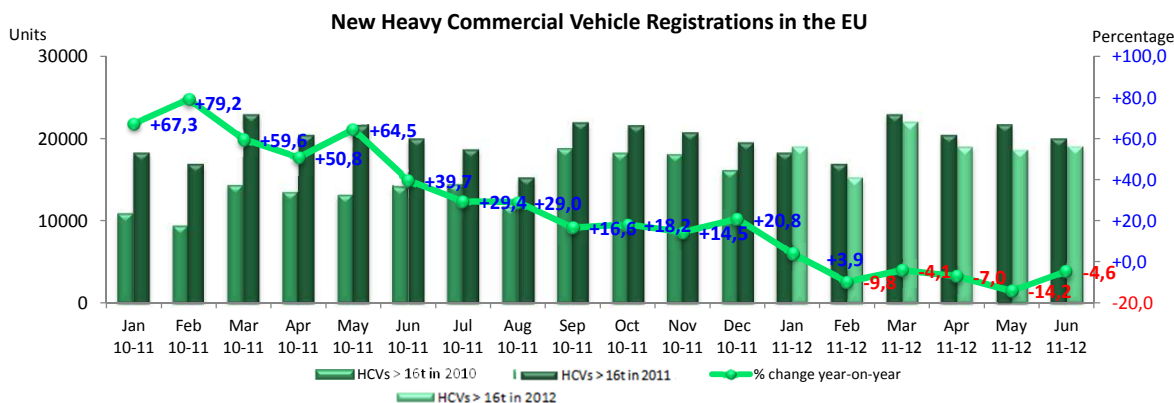
(¹) EU27; data for Malta and Bulgaria currently not available.

(²) Excluding Buses and Coaches

(³) CV ≥ 18t

(⁴) ANFIA estimate, based on data of the Italian Ministry of Transport

(⁵) estimates





ACEA

Association des
Constructeurs
Européens
d'Automobiles

Av. des Nerviens 85
B-1040 Bruxelles

Tel (32 2) 732 55 50
Fax (32 2) 738 73 10
(32 2) 738 73 11

Press Release

PROVISIONAL

EU¹ + EFTA COUNTRIES REGISTRATION FIGURES BY MARKET NEW MEDIUM & HEAVY COMMERCIAL VEHICLES over 3.5t²

26/07/12

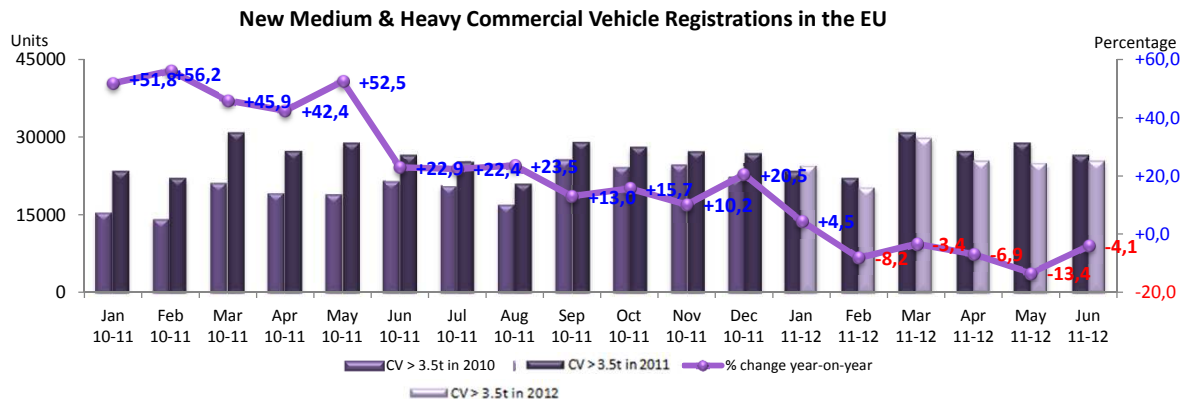
	June '12	June '11	% Change	Jan-Jun '12	Jan-Jun '11	% Change
AUSTRIA	621	657	-5,5%	3.692	3.919	-5,8%
BELGIUM	841	858	-2,0%	4.852	5.769	-15,9%
BULGARIA	n.a.	n.a.	n.a.	n.a.	n.a.	n.a.
CYPRUS	4	14	-71,4%	57	90	-36,7%
CZECH REPUBLIC	728	777	-6,3%	3.612	3.824	-5,5%
DENMARK	276	293	-5,8%	2.051	1.936	5,9%
ESTONIA	55	67	-17,9%	318	379	-16,1%
FINLAND	323	328	-1,5%	1.770	1.730	2,3%
FRANCE	4.620	4.776	-3,3%	25.446	26.296	-3,2%
GERMANY	7.605	7.670	-0,8%	45.892	48.140	-4,7%
GREECE	11	41	-73,2%	100	298	-66,4%
HUNGARY	501	312	60,6%	2.114	1.921	10,0%
IRELAND	97	116	-16,4%	724	670	8,1%
ITALY ⁴	1.315	1.776	-26,0%	7.549	10.925	-30,9%
LATVIA	118	94	25,5%	701	663	5,7%
LITHUANIA ³	266	261	1,9%	1.484	1.522	-2,5%
LUXEMBURG	87	102	-14,7%	574	646	-11,1%
NETHERLANDS	928	1.051	-11,7%	6.292	7.019	-10,4%
POLAND	1.469	1.646	-10,8%	7.736	8.521	-9,2%
PORTUGAL	111	192	-42,2%	834	1.676	-50,2%
ROMANIA	262	262	0,0%	1.539	1.754	-12,3%
SLOVAKIA	343	346	-0,9%	1.862	2.027	-8,1%
SLOVENIA ³	122	138	-11,6%	622	797	-22,0%
SPAIN	1.088	1.241	-12,3%	6.199	7.985	-22,4%
SWEDEN	455	511	-11,0%	2.886	2.965	-2,7%
UNITED KINGDOM	3.213	3.015	6,6%	21.662	17.822	21,5%
EUROPEAN UNION¹	25.459	26.544	-4,1%	150.568	159.294	-5,5%
EUROPEAN UNION (EU15)	21.591	22.627	-4,6%	130.523	137.796	-5,3%
EU (New Members)	3.868	3.917	-1,3%	20.045	21.498	-6,8%
ICELAND	7	7	0,0%	23	19	21,1%
NORWAY	623	511	21,9%	3.058	2.702	13,2%
SWITZERLAND	369	377	-2,1%	2.100	2.264	-7,2%
EFTA	999	895	11,6%	5.181	4.985	3,9%
TOTAL EUROPE (EU+EFTA)	26.458	27.439	-3,6%	155.749	164.279	-5,2%
EU15+EFTA	22.590	23.522	-4,0%	135.704	142.781	-5,0%

(¹) EU27; data for Malta and Bulgaria currently not available.

(²) Excluding Buses and Coaches

(³) estimates

(⁴) ANFIA estimate, based on data of the Italian Ministry of Transport





ACEA

Association des
Constructeurs
Européens
d'Automobiles

Av. des Nerviens 85
B-1040 Bruxelles

Tel (32 2) 732 55 50
Fax (32 2) 738 73 10
(32 2) 738 73 11

Press Release

PROVISIONAL

EU¹ + EFTA COUNTRIES REGISTRATION FIGURES BY MARKET NEW MEDIUM & HEAVY BUSES & COACHES over 3.5t

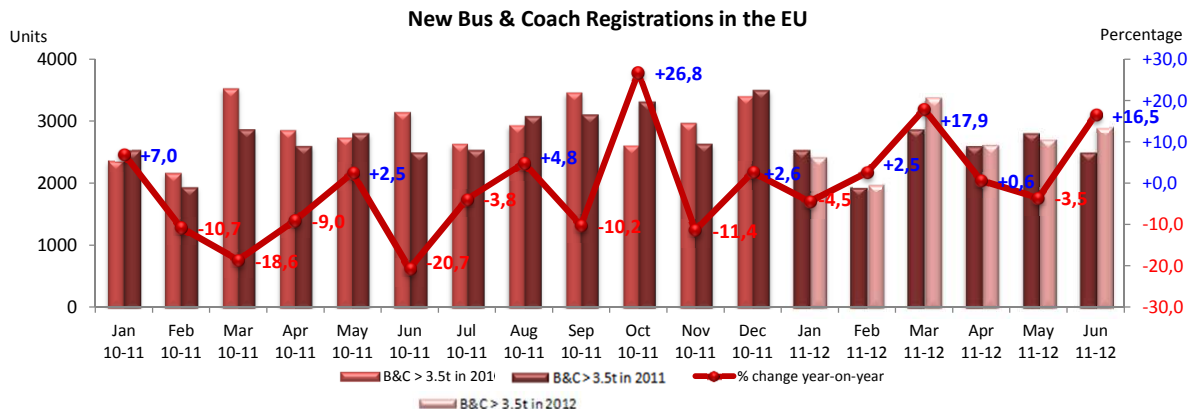
26/07/12

	June '12	June '11	% Change	Jan-Jun '12	Jan-Jun '11	% Change
AUSTRIA	60	31	93,5%	399	308	29,5%
BELGIUM	47	70	-32,9%	395	459	-13,9%
BULGARIA	n.a.	n.a.	n.a.	n.a.	n.a.	n.a.
CYPRUS	n.a.	n.a.	n.a.	n.a.	n.a.	n.a.
CZECH REPUBLIC	82	81	1,2%	386	338	14,2%
DENMARK	44	33	33,3%	231	168	37,5%
ESTONIA	12	13	-7,7%	82	27	203,7%
FINLAND	31	28	10,7%	208	172	20,9%
FRANCE	543	436	24,5%	2.355	2.671	-11,8%
GERMANY	385	277	39,0%	2.409	2.250	7,1%
GREECE	14	7	100,0%	88	51	72,5%
HUNGARY	5	10	-50,0%	29	83	-65,1%
IRELAND	5	7	-28,6%	144	70	105,7%
ITALY ³	135	172	-21,5%	1.236	1.766	-30,0%
LATVIA	12	28	-57,1%	35	113	-69,0%
LITHUANIA ²	18	19	-5,3%	63	30	110,0%
LUXEMBURG	11	8	37,5%	109	126	-13,5%
NETHERLANDS	19	34	-44,1%	212	233	-9,0%
POLAND	106	137	-22,6%	730	688	6,1%
PORTUGAL	11	20	-45,0%	166	219	-24,2%
ROMANIA	80	19	321,1%	362	57	535,1%
SLOVAKIA	14	27	-48,1%	128	97	32,0%
SLOVENIA ²	14	9	55,6%	60	61	-1,6%
SPAIN	187	221	-15,4%	990	1.618	-38,8%
SWEDEN	202	367	-45,0%	708	925	-23,5%
UNITED KINGDOM	865	437	97,9%	4.473	2.676	67,2%
EUROPEAN UNION¹	2.902	2.491	16,5%	15.998	15.206	5,2%
EUROPEAN UNION (EU15)	2.559	2.148	19,1%	14.123	13.712	3,0%
EU (New Members)	343	343	0,0%	1.875	1.494	25,5%
ICELAND	10	8	25,0%	45	22	104,5%
NORWAY	216	71	204,2%	766	453	69,1%
SWITZERLAND	36	51	-29,4%	234	219	6,8%
EFTA	262	130	101,5%	1.045	694	50,6%
TOTAL EUROPE (EU+EFTA)	3.164	2.621	20,7%	17.043	15.900	7,2%
EU15+EFTA	2.821	2.278	23,8%	15.168	14.406	5,3%

(¹) EU27; data for Bulgaria, Malta and Cyprus currently not available.

(²) estimates

(³) ANFIA estimate, based on data of the Italian Ministry of Transport





ACEA

Association des
Constructeurs
Européens
d'Automobiles

Av. des Nerviens 85
B-1040 Bruxelles

Tel (32 2) 732 55 50
Fax (32 2) 738 73 10
(32 2) 738 73 11

Press Release

PROVISIONAL EU' + EFTA COUNTRIES REGISTRATION FIGURES BY MARKET TOTAL NEW COMMERCIAL VEHICLES

26/07/12

	June '12	June '11	% Change	Jan-Jun '12	Jan-Jun '11	% Change
AUSTRIA	3.611	3.398	6,3%	20.874	20.386	2,4%
BELGIUM	6.095	6.127	-0,5%	36.378	41.985	-13,4%
BULGARIA ⁴	294	230	27,8%	1.526	1.406	8,5%
CYPRUS ⁵	132	267	-50,6%	819	1.343	-39,0%
CZECH REPUBLIC	1.930	2.046	-5,7%	9.777	10.143	-3,6%
DENMARK	2.244	2.337	-4,0%	14.057	13.189	6,6%
ESTONIA	247	214	15,4%	1.397	1.298	7,6%
FINLAND	1.000	1.598	-37,4%	8.670	8.921	-2,8%
FRANCE	43.112	43.455	-0,8%	233.538	251.682	-7,2%
GERMANY	29.212	26.848	8,8%	157.672	160.696	-1,9%
GREECE	344	712	-51,7%	2.029	4.012	-49,4%
HUNGARY	1.526	1.159	31,7%	7.517	6.808	10,4%
IRELAND	965	945	2,1%	8.657	8.903	-2,8%
ITALY ²	11.450	16.302	-29,8%	71.504	113.550	-37,0%
LATVIA	367	279	31,5%	1.835	1.413	29,9%
LITHUANIA	394	410	-3,9%	2.291	2.350	-2,5%
LUXEMBURG	433	446	-2,9%	2.492	2.551	-2,3%
NETHERLANDS	6.271	5.988	4,7%	40.459	40.847	-0,9%
POLAND	4.712	5.391	-12,6%	28.304	28.653	-1,2%
PORTUGAL	1.436	3.032	-52,6%	8.807	19.225	-54,2%
ROMANIA	1.194	1.287	-7,2%	6.504	6.022	8,0%
SLOVAKIA	756	942	-19,7%	4.438	4.899	-9,4%
SLOVENIA	701	757	-7,4%	4.045	4.294	-5,8%
SPAIN	8.421	11.805	-28,7%	49.499	66.422	-25,5%
SWEDEN	4.020	4.624	-13,1%	23.840	26.717	-10,8%
UNITED KINGDOM	26.365	26.302	0,2%	145.921	153.736	-5,1%
EUROPEAN UNION¹	157.232	166.901	-5,8%	892.850	1.001.451	-10,8%
EUROPEAN UNION (EU15)	144.979	153.919	-5,8%	824.397	932.822	-11,6%
EU (New Members)	12.253	12.982	-5,6%	68.453	68.629	-0,3%
ICELAND	69	55	25,5%	241	177	36,2%
NORWAY	3.306	3.323	-0,5%	19.710	20.085	-1,9%
SWITZERLAND	3.514	2.868	22,5%	18.631	17.086	9,0%
EFTA	6.889	6.246	10,3%	38.582	37.348	3,3%
TOTAL EUROPE (EU+EFTA)	164.121	173.147	-5,2%	931.432	1.038.799	-10,3%
EU15+EFTA	151.868	160.165	-5,2%	862.979	970.170	-11,0%

(¹) EU27; data for Malta currently not available.

(²) ANFIA estimate, based on data of the Italian Ministry of Transport

(³) estimates

(⁴) data for MCV+HCV and MBC+HBC n.a.

(⁵) data for B&C n.a.

