



ACEA

Association des
Constructeurs
Européens
d'Automobiles

Av. des Nerviens 85
B-1040 Bruxelles

Tel (32 2) 732 55 50
Fax (32 2) 738 73 10
(32 2) 738 73 11

Press Release

PROVISIONAL

EU¹ COUNTRIES REGISTRATION FIGURES BY MARKET NEW LIGHT COMMERCIAL VEHICLES up to 3.5t²

29/1/13

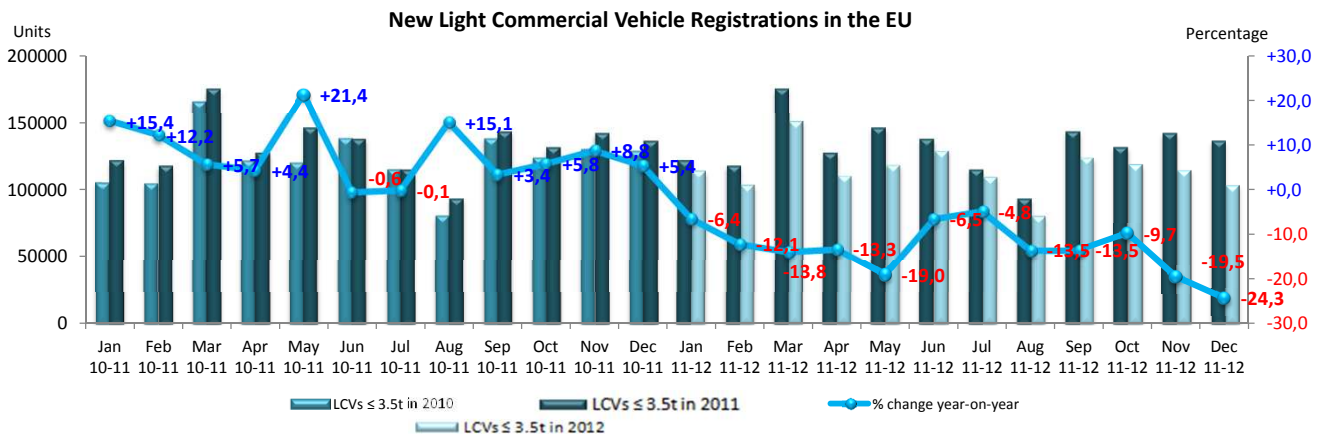
	December '12	December '11	% Change	Jan-Dec '12	Jan-Dec '11	% Change
AUSTRIA	2.043	2.893	-29,4%	31.508	32.531	-3,1%
BELGIUM	2.785	3.628	-23,2%	54.607	61.428	-11,1%
BULGARIA ⁴	425	206	106,3%	3.118	2.385	30,7%
CYPRUS	91	185	-50,8%	1.293	2.435	-46,9%
CZECH REPUBLIC	1.162	1.512	-23,1%	11.821	13.269	-10,9%
DENMARK	2.372	3.090	-23,2%	24.109	24.331	-0,9%
ESTONIA	175	167	4,8%	2.139	1.968	8,7%
FINLAND	734	1.754	-58,2%	11.469	14.492	-20,9%
FRANCE	30.549	39.035	-21,7%	381.233	426.654	-10,6%
GERMANY	17.217	22.758	-24,3%	219.422	233.422	-6,0%
GREECE	450	372	21,0%	3.707	6.357	-41,7%
HUNGARY	1.031	1.643	-37,2%	10.900	11.437	-4,7%
IRELAND	65	194	-66,5%	10.874	11.364	-4,3%
ITALY ³	9.550	11.873	-19,6%	116.112	170.672	-32,0%
LATVIA	177	244	-27,5%	2.236	1.755	27,4%
LITHUANIA	244	164	48,8%	1.598	1.824	-12,4%
LUXEMBURG	184	244	-24,6%	3.262	3.423	-4,7%
NETHERLANDS	1.518	1.786	-15,0%	56.576	58.670	-3,6%
POLAND	3.589	5.468	-34,4%	38.507	42.694	-9,8%
PORTUGAL	2.374	5.520	-57,0%	16.011	34.963	-54,2%
ROMANIA	553	879	-37,1%	9.389	9.440	-0,5%
SLOVAKIA	435	523	-16,8%	5.103	5.735	-11,0%
SLOVENIA	553	513	7,8%	6.412	6.482	-1,1%
SPAIN	5.833	8.671	-32,7%	76.933	104.372	-26,3%
SWEDEN	3.340	4.696	-28,9%	39.303	46.337	-15,2%
UNITED KINGDOM	15.805	18.415	-14,2%	239.641	260.153	-7,9%
EUROPEAN UNION¹	103.254	136.433	-24,3%	1.377.283	1.588.593	-13,3%
EU 15	94.819	124.929	-24,1%	1.284.767	1.489.169	-13,7%
EU 10	8.435	11.504	-26,7%	92.516	99.424	-6,9%
ICELAND	48	67	-28,4%	444	336	32,1%
NORWAY	2.611	3.995	-34,6%	31.850	35.512	-10,3%
SWITZERLAND	2.187	2.777	-21,2%	30.922	28.875	7,1%
EFTA	4.846	6.839	-29,1%	63.216	64.723	-2,3%
EU27 + EFTA	108.100	143.272	-24,5%	1.440.499	1.653.316	-12,9%
EU15 + EFTA	99.665	131.768	-24,4%	1.347.983	1.553.892	-13,3%

(¹) EU27; data for Malta currently not available.

(²) ANFIA estimate

(*) including Buses & Coaches

(³) estimate





ACEA

Association des
Constructeurs
Européens
d'Automobiles

Av. des Nerviens 85
B-1040 Bruxelles

Tel (32 2) 732 55 50
Fax (32 2) 738 73 10
(32 2) 738 73 11

Press Release

PROVISIONAL EU¹ + EFTA COUNTRIES REGISTRATION FIGURES BY MARKET NEW HEAVY COMMERCIAL VEHICLES of 16t and over²

29/1/13

	December '12	December '11	% Change	Jan-Dec '12	Jan-Dec '11	% Change
AUSTRIA	282	466	-39,5%	6.032	6.692	-9,9%
BELGIUM	260	296	-12,2%	6.759	7.913	-14,6%
BULGARIA	n.a.	n.a.	n.a.	n.a.	n.a.	n.a.
CYPRUS	2	4	-50,0%	54	59	-8,5%
CZECH REPUBLIC ³	362	545	-33,6%	5.585	6.293	-11,3%
DENMARK	231	225	2,7%	3.376	3.262	3,5%
ESTONIA	64	99	-35,4%	659	698	-5,6%
FINLAND	142	179	-20,7%	2.397	2.349	2,0%
FRANCE	2.637	3.154	-16,4%	36.461	39.864	-8,5%
GERMANY	3.297	4.524	-27,1%	54.444	60.213	-9,6%
GREECE	2	31	-93,5%	104	276	-62,3%
HUNGARY	264	403	-34,5%	3.783	3.891	-2,8%
IRELAND	9	12	-25,0%	909	795	14,3%
ITALY ⁴	576	722	-20,2%	9.919	13.875	-28,5%
LATVIA	59	76	-22,4%	1.508	1.407	7,2%
LITHUANIA ⁵	109	109	0,0%	2.637	2.638	0,0%
LUXEMBURG ⁵	73	63	15,9%	893	1.147	-22,1%
NETHERLANDS	1.012	502	101,6%	10.473	10.983	-4,6%
POLAND	966	1.308	-26,1%	14.045	14.555	-3,5%
PORTUGAL	98	75	30,7%	1.549	2.050	-24,4%
ROMANIA	113	300	-62,3%	2.590	3.388	-23,6%
SLOVAKIA	154	235	-34,5%	2.945	3.077	-4,3%
SLOVENIA ⁵	37	38	-2,6%	933	1.209	-22,8%
SPAIN	667	1.104	-39,6%	12.309	15.462	-20,4%
SWEDEN	402	642	-37,4%	4.885	5.315	-8,1%
UNITED KINGDOM	2.449	3.109	-21,2%	28.837	28.957	-0,4%
EUROPEAN UNION¹	14.267	18.221	-21,7%	214.086	236.368	-9,4%
EUROPEAN UNION (EU15)	12.137	15.104	-19,6%	179.347	199.153	-9,9%
EU (New Members)	2.130	3.117	-31,7%	34.739	37.215	-6,7%
ICELAND	5	15	-66,7%	61	48	27,1%
NORWAY ⁵	304	262	16,0%	4.013	3.268	22,8%
SWITZERLAND ³	128	151	-15,2%	2.896	3.258	-11,1%
EFTA	437	428	2,1%	6.970	6.574	6,0%
TOTAL EUROPE (EU+EFTA)	14.704	18.649	-21,2%	221.056	242.942	-9,0%
EU15+EFTA	12.574	15.532	-19,0%	186.317	205.727	-9,4%

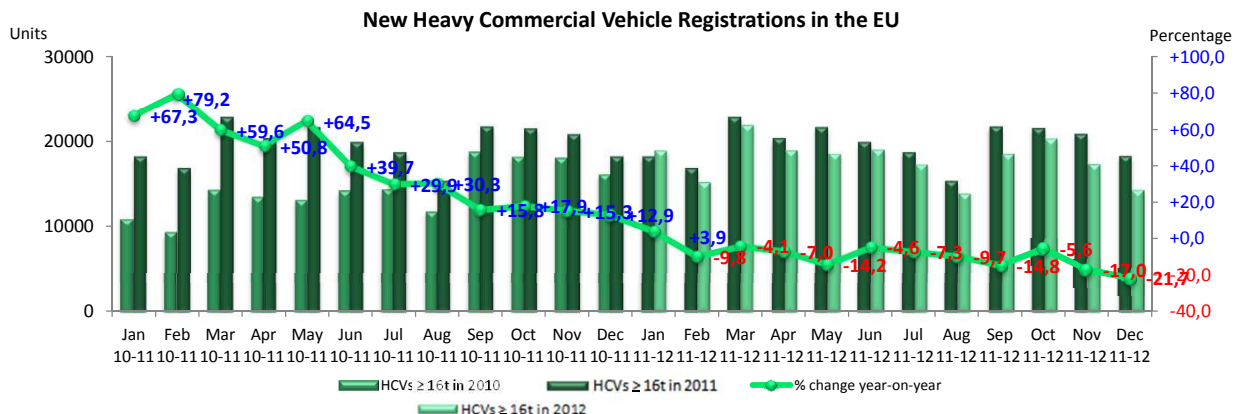
(¹) EU27: data for Malta and Bulgaria currently not available.

(²) Excluding Buses and Coaches

(³) CV ≥ 18t

(⁴) ANFIA estimate, based on data of the Italian Ministry of Transport

(⁵) estimates





ACEA
Association des
Constructeurs
Européens
d'Automobiles

Av. des Nerviens 85
B-1040 Bruxelles

Tel (32 2) 732 55 50
Fax (32 2) 738 73 10
(32 2) 738 73 11

Press Release

PROVISIONAL

EU¹ + EFTA COUNTRIES REGISTRATION FIGURES BY MARKET NEW MEDIUM & HEAVY COMMERCIAL VEHICLES over 3.5t²

29/1/13

	December '12	December '11	% Change	Jan-Dec '12	Jan-Dec '11	% Change
AUSTRIA	339	535	-36,6%	6.589	7.377	-10,7%
BELGIUM	334	400	-16,5%	8.474	9.883	-14,3%
BULGARIA	n.a.	n.a.	n.a.	n.a.	n.a.	n.a.
CYPRUS	18	12	50,0%	88	161	-45,3%
CZECH REPUBLIC	530	747	-29,0%	7.234	7.962	-9,1%
DENMARK	286	282	1,4%	3.770	3.676	2,6%
ESTONIA	68	104	-34,6%	726	764	-5,0%
FINLAND	201	254	-20,9%	3.252	3.413	-4,7%
FRANCE	3.370	4.067	-17,1%	45.678	49.366	-7,5%
GERMANY	5.303	7.384	-28,2%	86.937	96.358	-9,8%
GREECE	12	66	-81,8%	211	536	-60,6%
HUNGARY	291	484	-39,9%	4.158	4.316	-3,7%
IRELAND	12	20	-40,0%	1.120	1.123	-0,3%
ITALY ⁴	799	1.035	-22,8%	13.741	19.474	-29,4%
LATVIA	64	95	-32,6%	1.605	1.519	5,7%
LITHUANIA ³	134	121	10,7%	2.759	2.761	-0,1%
LUXEMBURG	78	61	27,9%	995	1.255	-20,7%
NETHERLANDS	1.096	569	92,6%	12.002	12.638	-5,0%
POLAND	1.224	1.602	-23,6%	16.436	17.105	-3,9%
PORTUGAL	136	106	28,3%	1.892	2.664	-29,0%
ROMANIA	124	331	-62,5%	2.817	3.758	-25,0%
SLOVAKIA	205	299	-31,4%	3.511	3.664	-4,2%
SLOVENIA ³	49	56	-12,5%	1.097	1.381	-20,6%
SPAIN	699	1.174	-40,5%	12.827	16.302	-21,3%
SWEDEN	479	747	-35,9%	5.610	6.128	-8,5%
UNITED KINGDOM	3.458	4.453	-22,3%	42.280	40.850	3,5%
EUROPEAN UNION¹	19.309	25.004	-22,8%	285.809	314.434	-9,1%
EUROPEAN UNION (EU15)	16.602	21.153	-21,5%	245.378	271.043	-9,5%
EU (New Members)	2.707	3.851	-29,7%	40.431	43.391	-6,8%
ICELAND	10	17	-41,2%	87	63	38,1%
NORWAY	383	348	10,1%	5.861	5.111	14,7%
SWITZERLAND	182	232	-21,6%	3.853	4.265	-9,7%
EFTA	575	597	-3,7%	9.801	9.439	3,8%
TOTAL EUROPE (EU+EFTA)	19.884	25.601	-22,3%	295.610	323.873	-8,7%
EU15+EFTA	17.177	21.750	-21,0%	255.179	280.482	-9,0%

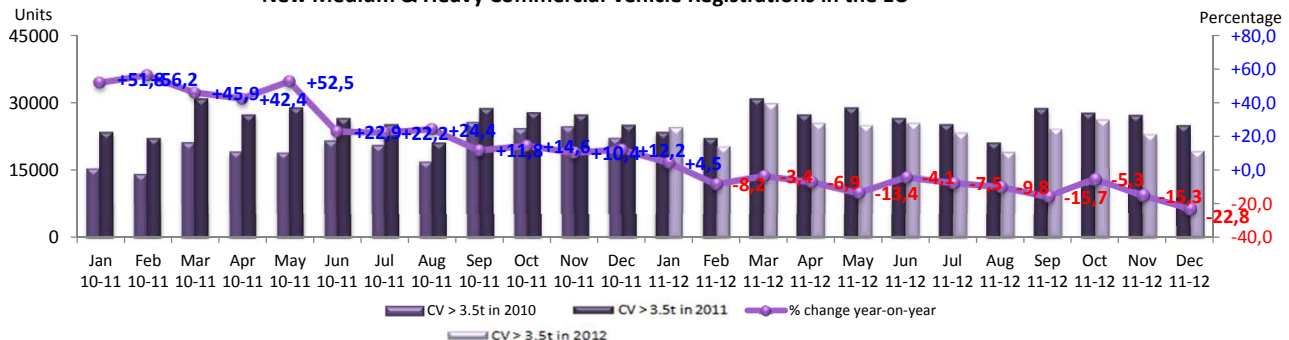
(¹) EU27; data for Malta and Bulgaria currently not available.

(²) Excluding Buses and Coaches

(³) estimates

(⁴) ANFIA estimate, based on data of the Italian Ministry of Transport

New Medium & Heavy Commercial Vehicle Registrations in the EU





ACEA
Association des
Constructeurs
Européens
d'Automobiles

Av. des Nerviens 85
B-1040 Bruxelles

Tel (32 2) 732 55 50
Fax (32 2) 738 73 10
(32 2) 738 73 11

Press Release

PROVISIONAL

EU¹ + EFTA COUNTRIES REGISTRATION FIGURES BY MARKET NEW MEDIUM & HEAVY BUSES & COACHES over 3.5t

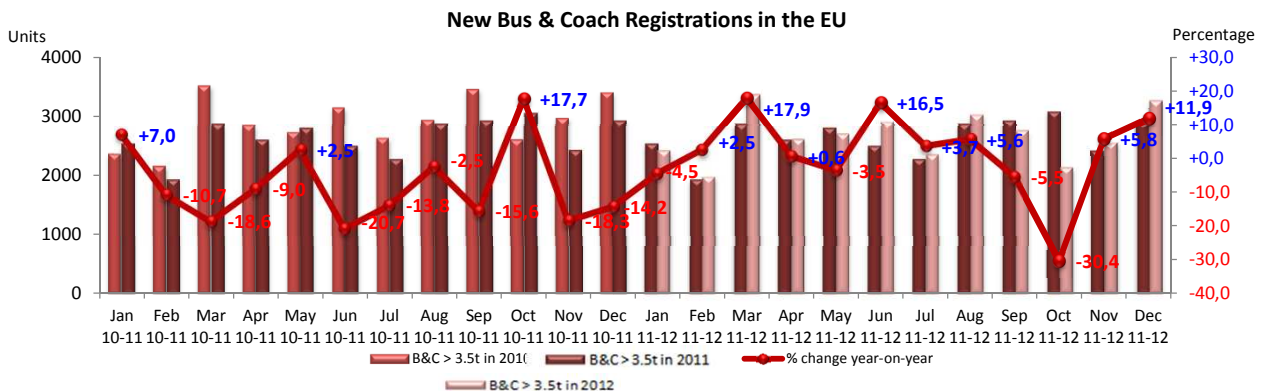
29/1/13

	December '12	December '11	% Change	Jan-Dec '12	Jan-Dec '11	% Change
AUSTRIA	96	86	11,6%	722	602	19,9%
BELGIUM	25	25	0,0%	701	716	-2,1%
BULGARIA	n.a.	n.a.	n.a.	n.a.	n.a.	n.a.
CYPRUS	n.a.	n.a.	n.a.	n.a.	n.a.	n.a.
CZECH REPUBLIC	76	137	-44,5%	731	837	-12,7%
DENMARK	22	49	-55,1%	506	475	6,5%
ESTONIA	1	13	-92,3%	116	55	110,9%
FINLAND	88	30	193,3%	533	398	33,9%
FRANCE	397	485	-18,1%	6.062	6.803	-10,9%
GERMANY	704	705	-0,1%	5.139	5.042	1,9%
GREECE	3	12	-75,0%	118	83	42,2%
HUNGARY	6	13	-53,8%	51	152	-66,4%
IRELAND	0	3	-100,0%	236	78	202,6%
ITALY ³	82	175	-53,1%	2.131	3.063	-30,4%
LATVIA	9	23	-60,9%	92	189	-51,3%
LITHUANIA ²	6	12	-50,0%	145	104	39,4%
LUXEMBURG	3	13	-76,9%	159	197	-19,3%
NETHERLANDS	469	230	103,9%	779	640	21,7%
POLAND	104	233	-55,4%	1.271	1.538	-17,4%
PORTUGAL	8	10	-20,0%	223	331	-32,6%
ROMANIA	472	3	15633,3%	1.463	139	952,5%
SLOVAKIA	45	50	-10,0%	307	302	1,7%
SLOVENIA ²	6	0		92	123	-25,2%
SPAIN	74	192	-61,5%	1.642	2.679	-38,7%
SWEDEN	213	70	204,3%	1.629	1.617	0,7%
UNITED KINGDOM	353	346	2,0%	7.233	5.485	31,9%
EUROPEAN UNION¹	3.262	2.915	11,9%	32.081	31.648	1,4%
EUROPEAN UNION (EU15)	2.537	2.431	4,4%	27.813	28.209	-1,4%
EU (New Members)	725	484	49,8%	4.268	3.439	24,1%
ICELAND	1	0		69	31	122,6%
NORWAY	57	191	-70,2%	1.231	1.345	-8,5%
SWITZERLAND	45	166	-72,9%	509	669	-23,9%
EFTA	103	357	-71,1%	1.809	2.045	-11,5%
TOTAL EUROPE (EU+EFTA)	3.365	3.272	2,8%	33.890	33.693	0,6%
EU15+EFTA	2.640	2.788	-5,3%	29.622	30.254	-2,1%

(¹) EU27; data for Bulgaria, Malta and Cyprus currently not available.

(²) estimates

(³) ANFIA estimate, based on data of the Italian Ministry of Transport





ACEA
Association des
Constructeurs
Européens
d'Automobiles

Av. des Nerviens 85
B-1040 Bruxelles

Tel (32 2) 732 55 50
Fax (32 2) 738 73 10
(32 2) 738 73 11

Press Release

PROVISIONAL EU¹ + EFTA COUNTRIES REGISTRATION FIGURES BY MARKET TOTAL NEW COMMERCIAL VEHICLES

29/1/13

	December '12	December '11	% Change	Jan-Dec '12	Jan-Dec '11	% Change
AUSTRIA	2.478	3.514	-29,5%	38.819	40.510	-4,2%
BELGIUM	3.144	4.053	-22,4%	63.782	72.027	-11,4%
BULGARIA ⁴	425	206	106,3%	3.118	2.385	30,7%
CYPRUS ⁵	109	197	-44,7%	1.381	2.596	-46,8%
CZECH REPUBLIC	1.768	2.396	-26,2%	19.786	22.068	-10,3%
DENMARK	2.680	3.421	-21,7%	28.385	28.482	-0,3%
ESTONIA	244	284	-14,1%	2.981	2.787	7,0%
FINLAND	1.023	2.038	-49,8%	15.254	18.303	-16,7%
FRANCE	34.316	43.587	-21,3%	432.973	482.823	-10,3%
GERMANY	23.224	30.847	-24,7%	311.498	334.822	-7,0%
GREECE	465	450	3,3%	4.036	6.976	-42,1%
HUNGARY	1.328	2.140	-37,9%	15.109	15.905	-5,0%
IRELAND	77	217	-64,5%	12.230	12.565	-2,7%
ITALY ²	10.431	13.083	-20,3%	131.984	193.209	-31,7%
LATVIA	250	362	-30,9%	3.933	3.463	13,6%
LITHUANIA	384	297	29,3%	4.502	4.689	-4,0%
LUXEMBURG	265	318	-16,7%	4.416	4.875	-9,4%
NETHERLANDS	3.083	2.585	19,3%	69.357	71.948	-3,6%
POLAND	4.917	7.303	-32,7%	56.214	61.337	-8,4%
PORTUGAL	2.518	5.636	-55,3%	18.126	37.958	-52,2%
ROMANIA	1.149	1.213	-5,3%	13.669	13.337	2,5%
SLOVAKIA	685	872	-21,4%	8.921	9.701	-8,0%
SLOVENIA	608	569	6,9%	7.601	7.986	-4,8%
SPAIN	6.606	10.037	-34,2%	91.402	123.353	-25,9%
SWEDEN	4.032	5.513	-26,9%	46.542	54.082	-13,9%
UNITED KINGDOM	19.616	23.214	-15,5%	289.154	306.488	-5,7%
EUROPEAN UNION¹	125.825	164.352	-23,4%	1.695.173	1.934.675	-12,4%
EUROPEAN UNION (EU15)	113.958	148.513	-23,3%	1.557.958	1.788.421	-12,9%
EU (New Members)	11.867	15.839	-25,1%	137.215	146.254	-6,2%
ICELAND	59	84	-29,8%	600	430	39,5%
NORWAY	3.051	4.534	-32,7%	38.942	41.968	-7,2%
SWITZERLAND	2.414	3.175	-24,0%	35.284	33.809	4,4%
EFTA	5.524	7.793	-29,1%	74.826	76.207	-1,8%
TOTAL EUROPE (EU+EFTA)	131.349	172.145	-23,7%	1.769.999	2.010.882	-12,0%
EU15+EFTA	119.482	156.306	-23,6%	1.632.784	1.864.628	-12,4%

(¹) EU27; data for Malta currently not available.

(²) ANFIA estimate, based on data of the Italian Ministry of Transport

(³) estimates

(⁴) data for B&C n.a.

(⁵) data for MCV+HCV and MBC+HBC n.a.

