



ACEA

Association des
Constructeurs
Européens
d'Automobiles

Av. des Nerviens 85
B-1040 Bruxelles

Tel (32 2) 732 55 50
Fax (32 2) 738 73 10
(32 2) 738 73 11

Press Release

PROVISIONAL

EU¹ COUNTRIES REGISTRATION FIGURES BY MARKET NEW LIGHT COMMERCIAL VEHICLES up to 3.5t²

30/05/12

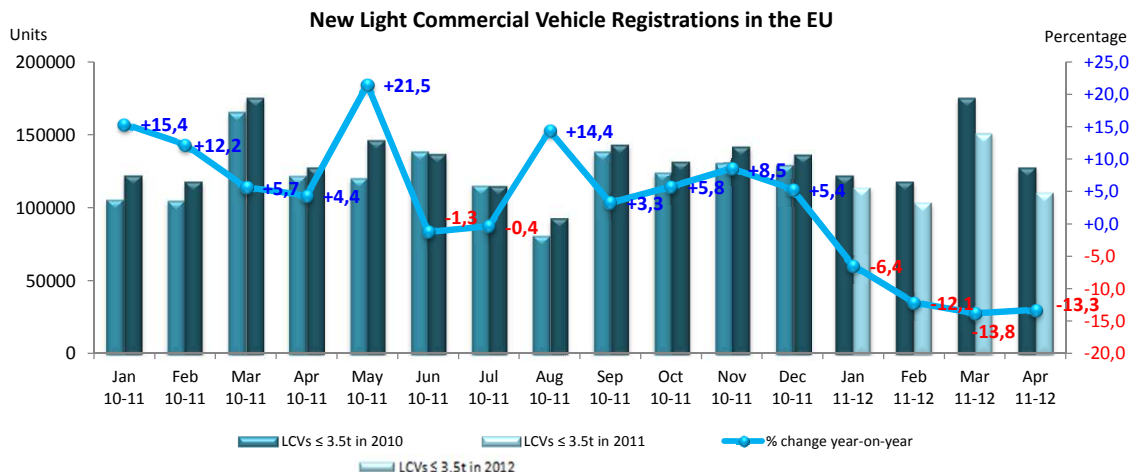
	April '12	April '11	% Change	Jan-Apr '12	Jan-Apr '11	% Change
AUSTRIA	3.067	2.695	13,8%	10.730	10.304	4,1%
BELGIUM	5.165	5.941	-13,1%	21.544	24.064	-10,5%
BULGARIA ⁴	250	274	-8,8%	1.003	900	11,4%
CYPRUS	108	170	-36,5%	509	826	-38,4%
CZECH REPUBLIC	837	995	-15,9%	3.670	3.678	-0,2%
DENMARK	1.686	1.641	2,7%	7.277	7.021	3,6%
ESTONIA	152	182	-16,5%	577	565	2,1%
FINLAND	225	1.085	-79,3%	5.419	4.598	17,9%
FRANCE	33.746	33.917	-0,5%	136.196	143.610	-5,2%
GERMANY	17.461	17.804	-1,9%	69.803	70.101	-0,4%
GREECE	282	458	-38,4%	1.289	2.357	-45,3%
HUNGARY	921	754	22,1%	3.722	3.095	20,3%
IRELAND	946	1.105	-14,4%	5.978	6.046	-1,1%
ITALY ³	10.298	16.685	-38,3%	42.648	68.592	-37,8%
LATVIA	203	72	181,9%	689	371	85,7%
LITHUANIA	151	163	-7,4%	503	507	-0,8%
LUXEMBURG	288	260	10,8%	1.187	1.126	5,4%
NETHERLANDS	4.219	4.778	-11,7%	24.016	23.702	1,3%
POLAND	3.382	3.208	5,4%	13.515	12.082	11,9%
PORTUGAL	1.025	2.791	-63,3%	5.165	11.507	-55,1%
ROMANIA	684	601	13,8%	2.724	2.315	17,7%
SLOVAKIA	409	460	-11,1%	1.633	1.690	-3,4%
SLOVENIA	584	575	1,6%	2.239	2.249	-0,4%
SPAIN	6.262	8.993	-30,4%	28.047	36.808	-23,8%
SWEDEN	3.714	3.806	-2,4%	13.177	14.290	-7,8%
UNITED KINGDOM	14.508	18.081	-19,8%	76.196	90.422	-15,7%
EUROPEAN UNION¹	110.573	127.494	-13,3%	479.456	542.826	-11,7%
EU 15	102.892	120.040	-14,3%	448.672	514.548	-12,8%
EU 10	7.681	7.454	3,0%	30.784	28.278	8,9%
ICELAND	27	25	8,0%	88	77	14,3%
NORWAY	2.509	2.592	-3,2%	10.681	10.892	-1,9%
SWITZERLAND	2.655	2.424	9,5%	10.379	9.431	10,1%
EFTA	5.191	5.041	3,0%	21.148	20.400	3,7%
EU27 + EFTA	115.764	132.535	-12,7%	500.604	563.226	-11,1%
EU15 + EFTA	108.083	125.081	-13,6%	469.820	534.948	-12,2%

(¹) EU27; data for Malta currently not available.

(²) ANFIA estimate

(³) including Buses & Coaches

(⁴) estimate





ACEA
Association des
Constructeurs
Européens
d'Automobiles

Av. des Nerviens 85
B-1040 Bruxelles

Tel (32 2) 732 55 50
Fax (32 2) 738 73 10
(32 2) 738 73 11

Press Release

PROVISIONAL

EU¹ + EFTA COUNTRIES REGISTRATION FIGURES BY MARKET NEW HEAVY COMMERCIAL VEHICLES OF 16t and over²

30/05/12

	April '12	April '11	% Change	Jan-Apr '12	Jan-Apr '11	% Change
AUSTRIA	657	692	-5,1%	2.332	2.300	1,4%
BELGIUM	662	687	-3,6%	2.786	3.182	-12,4%
BULGARIA	n.a.	n.a.	n.a.	n.a.	n.a.	n.a.
CYPRUS	4	1	300,0%	40	25	60,0%
CZECH REPUBLIC ³	497	551	-9,8%	1.704	1.792	-4,9%
DENMARK	251	315	-20,3%	1.247	1.175	6,1%
ESTONIA	41	59	-30,5%	171	227	-24,7%
FINLAND	38	49	-22,4%	874	776	12,6%
FRANCE	3.224	3.460	-6,8%	13.187	13.369	-1,4%
GERMANY	5.468	5.283	3,5%	19.616	19.860	-1,2%
GREECE	15	31	-51,6%	39	118	-66,9%
HUNGARY	316	224	41,1%	970	1.097	-11,6%
IRELAND	80	78	2,6%	409	346	18,2%
ITALY ⁴	712	1.209	-41,1%	3.664	4.808	-23,8%
LATVIA	146	77	89,6%	431	373	15,5%
LITHUANIA ⁵	253	231	9,5%	991	948	4,5%
LUXEMBURG ⁵	106	127	-16,5%	376	412	-8,7%
NETHERLANDS	727	1.186	-38,7%	3.804	4.287	-11,3%
POLAND	1.115	1.215	-8,2%	4.359	4.623	-5,7%
PORTUGAL	63	247	-74,5%	447	961	-53,5%
ROMANIA	216	327	-33,9%	903	1.003	-10,0%
SLOVAKIA	194	226	-14,2%	980	1.061	-7,6%
SLOVENIA ⁵	78	117	-33,3%	327	473	-30,9%
SPAIN	975	1.129	-13,6%	4.038	5.043	-19,9%
SWEDEN	453	481	-5,8%	1.694	1.643	3,1%
UNITED KINGDOM	2.639	2.361	11,8%	9.800	8.543	14,7%
EUROPEAN UNION¹	18.930	20.363	-7,0%	75.189	78.445	-4,2%
EUROPEAN UNION (EU15)	16.070	17.335	-7,3%	64.313	66.823	-3,8%
EU (New Members)	2.860	3.028	-5,5%	10.876	11.622	-6,4%
ICELAND	1	1	0,0%	7	4	75,0%
NORWAY ⁵	249	225	10,7%	1.250	1.014	23,3%
SWITZERLAND ³	278	276	0,7%	1.067	1.123	-5,0%
EFTA	528	502	5,2%	2.324	2.141	8,5%
TOTAL EUROPE (EU+EFTA)	19.458	20.865	-6,7%	77.513	80.586	-3,8%
EU15+EFTA	16.598	17.837	-6,9%	66.637	68.964	-3,4%

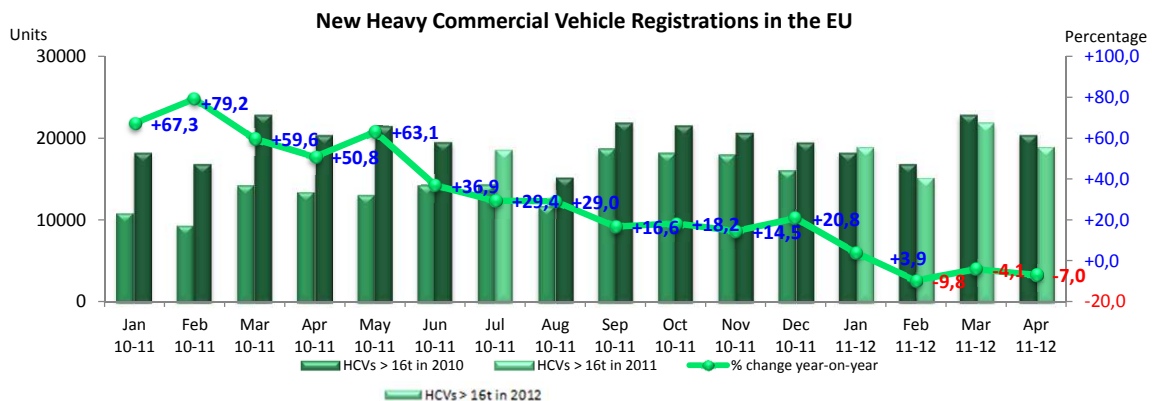
(¹) EU27; data for Malta and Bulgaria currently not available.

(²) Excluding Buses and Coaches

(³) CV ≥ 18t

(⁴) ANFIA estimate, based on data of the Italian Ministry of Transport

(⁵) estimates





ACEA

Association des
Constructeurs
Européens
d'Automobiles

Av. des Nerviens 85
B-1040 Bruxelles

Tel (32 2) 732 55 50

Fax (32 2) 738 73 10

(32 2) 738 73 11

Press Release

PROVISIONAL

EU¹ + EFTA COUNTRIES REGISTRATION FIGURES BY MARKET NEW MEDIUM & HEAVY COMMERCIAL VEHICLES over 3.5t²

30/05/12

	April '12	April '11	% Change	Jan-Apr '12	Jan-Apr '11	% Change
AUSTRIA	686	725	-5,4%	2.506	2.509	-0,1%
BELGIUM	807	864	-6,6%	3.472	3.906	-11,1%
BULGARIA	n.a.	n.a.	n.a.	n.a.	n.a.	n.a.
CYPRUS	5	6	-16,7%	49	57	-14,0%
CZECH REPUBLIC	641	658	-2,6%	2.199	2.284	-3,7%
DENMARK	277	350	-20,9%	1.376	1.292	6,5%
ESTONIA	49	67	-26,9%	198	247	-19,8%
FINLAND	273	267	2,2%	1.144	1.121	2,1%
FRANCE	4.178	4.436	-5,8%	16.702	16.701	0,0%
GERMANY	8.300	8.296	0,0%	30.376	31.389	-3,2%
GREECE	25	55	-54,5%	73	211	-65,4%
HUNGARY	352	256	37,5%	1.070	1.193	-10,3%
IRELAND	141	130	8,5%	540	488	10,7%
ITALY ⁴	1.020	1.833	-44,4%	5.062	7.059	-28,3%
LATVIA	154	87	77,0%	452	394	14,7%
LITHUANIA ³	253	240	5,4%	1.005	976	3,0%
LUXEMBURG	109	139	-21,6%	400	446	-10,3%
NETHERLANDS	860	1.345	-36,1%	4.399	4.897	-10,2%
POLAND	1.283	1.465	-12,4%	4.982	5.356	-7,0%
PORTUGAL	80	330	-75,8%	547	1.241	-55,9%
ROMANIA	225	351	-35,9%	988	1.140	-13,3%
SLOVAKIA	240	264	-9,1%	1.194	1.275	-6,4%
SLOVENIA ³	83	134	-38,1%	358	532	-32,7%
SPAIN	1.020	1.185	-13,9%	4.230	5.384	-21,4%
SWEDEN	520	555	-6,3%	1.893	1.864	1,6%
UNITED KINGDOM	3.866	3.298	17,2%	14.918	11.884	25,5%
EUROPEAN UNION¹	25.447	27.336	-6,9%	100.133	103.846	-3,6%
EUROPEAN UNION (EU15)	22.162	23.808	-6,9%	87.638	90.392	-3,0%
EU (New Members)	3.285	3.528	-6,9%	12.495	13.454	-7,1%
ICELAND	1	4	-75,0%	10	9	11,1%
NORWAY	455	443	2,7%	1.843	1.594	15,6%
SWITZERLAND	372	359	3,6%	1.401	1.428	-1,9%
EFTA	828	806	2,7%	3.254	3.031	7,4%
TOTAL EUROPE (EU+EFTA)	26.275	28.142	-6,6%	103.387	106.877	-3,3%
EU15+EFTA	22.990	24.614	-6,6%	90.892	93.423	-2,7%

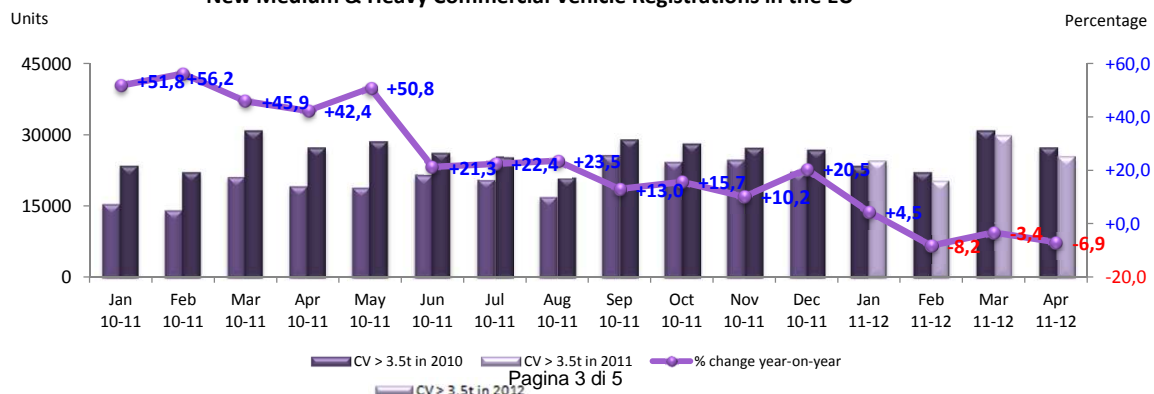
(¹) EU27: data for Malta and Bulgaria currently not available.

(²) Excluding Buses and Coaches

(³) estimates

(⁴) ANFIA estimate, based on data of the Italian Ministry of Transport

New Medium & Heavy Commercial Vehicle Registrations in the EU





ACEA

Association des
Constructeurs
Européens
d'Automobiles

Av. des Nerviens 85
B-1040 Bruxelles

Tel (32 2) 732 55 50
Fax (32 2) 738 73 10
(32 2) 738 73 11

Press Release

PROVISIONAL

EU¹ + EFTA COUNTRIES REGISTRATION FIGURES BY MARKET NEW MEDIUM & HEAVY BUSES & COACHES over 3.5t

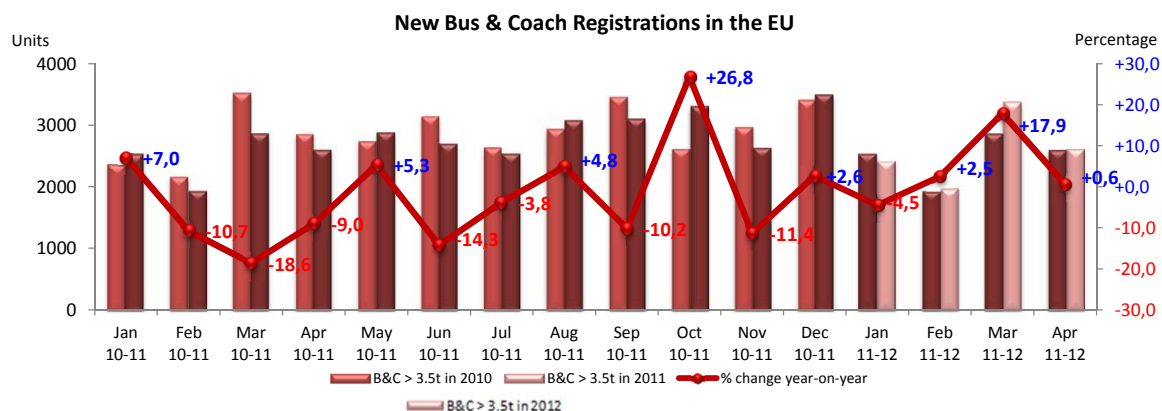
30/05/12

	April '12	April '11	% Change	Jan-Apr '12	Jan-Apr '11	% Change
AUSTRIA	107	81	32,1%	271	221	22,6%
BELGIUM	62	80	-22,5%	298	323	-7,7%
BULGARIA	n.a.	n.a.	n.a.	n.a.	n.a.	n.a.
CYPRUS	n.a.	n.a.	n.a.	n.a.	n.a.	n.a.
CZECH REPUBLIC	85	56	51,8%	261	180	45,0%
DENMARK	21	30	-30,0%	157	100	57,0%
ESTONIA	3	0	#DIV/0!	50	8	525,0%
FINLAND	52	26	100,0%	137	104	31,7%
FRANCE	346	366	-5,5%	1.465	1.630	-10,1%
GERMANY	402	494	-18,6%	1.633	1.530	6,7%
GREECE	16	6	166,7%	54	36	50,0%
HUNGARY	6	17	-64,7%	16	59	-72,9%
IRELAND	19	12	58,3%	129	55	134,5%
ITALY ³	200	229	-12,7%	905	1.165	-22,3%
LATVIA	3	15	-80,0%	11	65	-83,1%
LITHUANIA ²	7	4	75,0%	37	10	270,0%
LUXEMBURG	16	24	-33,3%	89	99	-10,1%
NETHERLANDS	58	24	141,7%	158	158	0,0%
POLAND	161	89	80,9%	516	430	20,0%
PORTUGAL	29	32	-9,4%	139	167	-16,8%
ROMANIA	33	5	560,0%	217	31	600,0%
SLOVAKIA	31	20	55,0%	88	46	91,3%
SLOVENIA ²	10	11	-9,1%	33	40	-17,5%
SPAIN	159	282	-43,6%	609	1.138	-46,5%
SWEDEN	110	96	14,6%	259	438	-40,9%
UNITED KINGDOM	674	595	13,3%	2.866	1.884	52,1%
EUROPEAN UNION¹	2.610	2.594	0,6%	10.398	9.917	4,9%
EUROPEAN UNION (EU15)	2.271	2.377	-4,5%	9.169	9.048	1,3%
EU (New Members)	339	217	56,2%	1.229	869	41,4%
ICELAND	11	6	83,3%	21	11	90,9%
NORWAY	62	56	10,7%	365	285	28,1%
SWITZERLAND	44	36	22,2%	156	132	18,2%
EFTA	117	98	19,4%	542	428	26,6%
TOTAL EUROPE (EU+EFTA)	2.727	2.692	1,3%	10.940	10.345	5,8%
EU15+EFTA	2.388	2.475	-3,5%	9.711	9.476	2,5%

(¹) EU27; data for Bulgaria, Malta and Cyprus currently not available.

(²) estimates

(³) ANFIA estimate, based on data of the Italian Ministry of Transport





ACEA
Européens
d'Automobiles

Av. des Nerviens 85
B-1040 Bruxelles

Tel (32 2) 732 55 50
Fax (32 2) 738 73 10
(32 2) 738 73 11

Press Release

PROVISIONAL

EU¹ + EFTA COUNTRIES REGISTRATION FIGURES BY MARKET TOTAL NEW COMMERCIAL VEHICLES

30/05/12

	April '12	April '11	% Change	Jan-Apr '12	Jan-Apr '11	% Change
AUSTRIA	3.860	3.501	10,3%	13.507	13.034	3,6%
BELGIUM	6.034	6.885	-12,4%	25.314	28.293	-10,5%
BULGARIA ⁴	250	274	-8,8%	1.003	900	11,4%
CYPRUS ⁵	113	176	-35,8%	558	883	-36,8%
CZECH REPUBLIC	1.563	1.709	-8,5%	6.130	6.142	-0,2%
DENMARK	1.984	2.021	-1,8%	8.810	8.413	4,7%
ESTONIA	204	249	-18,1%	825	820	0,6%
FINLAND	550	1.378	-60,1%	6.700	5.823	15,1%
FRANCE	38.270	38.719	-1,2%	154.363	161.941	-4,7%
GERMANY	26.163	26.594	-1,6%	101.812	103.020	-1,2%
GREECE	323	519	-37,8%	1.416	2.604	-45,6%
HUNGARY	1.279	1.027	24,5%	4.808	4.347	10,6%
IRELAND	1.106	1.247	-11,3%	6.647	6.589	0,9%
ITALY ²	11.518	18.747	-38,6%	48.615	76.816	-36,7%
LATVIA	360	174	106,9%	1.152	830	38,8%
LITHUANIA	411	407	1,0%	1.545	1.493	3,5%
LUXEMBURG	413	423	-2,4%	1.676	1.671	0,3%
NETHERLANDS	5.137	6.147	-16,4%	28.573	28.757	-0,6%
POLAND	4.826	4.762	1,3%	19.013	17.868	6,4%
PORTUGAL	1.134	3.153	-64,0%	5.851	12.915	-54,7%
ROMANIA	942	957	-1,6%	3.929	3.486	12,7%
SLOVAKIA	680	744	-8,6%	2.915	3.011	-3,2%
SLOVENIA	677	720	-6,0%	2.630	2.821	-6,8%
SPAIN	7.441	10.460	-28,9%	32.886	43.330	-24,1%
SWEDEN	4.344	4.457	-2,5%	15.329	16.592	-7,6%
UNITED KINGDOM	19.048	21.974	-13,3%	93.980	104.190	-9,8%
EUROPEAN UNION¹	138.630	157.424	-11,9%	589.987	656.589	-10,1%
EUROPEAN UNION (EU15)	127.325	146.225	-12,9%	545.479	613.988	-11,2%
EU (New Members)	11.305	11.199	0,9%	44.508	42.601	4,5%
ICELAND	39	35	11,4%	119	97	22,7%
NORWAY	3.026	3.091	-2,1%	12.889	12.771	0,9%
SWITZERLAND	3.071	2.819	8,9%	11.936	10.991	8,6%
EFTA	6.136	5.945	3,2%	24.944	23.859	4,5%
TOTAL EUROPE (EU+EFTA)	144.766	163.369	-11,4%	614.931	680.448	-9,6%
EU15+EFTA	133.461	152.170	-12,3%	570.423	637.847	-10,6%

(¹) EU27; data for Malta currently not available.

(²) ANFIA estimate, based on data of the Italian Ministry of Transport

(³) estimates

(⁴) data for B&C n.a.

(⁵) data for MCV+HCV and MBC+HBC n.a.

